

ANZ Research

December 2020

New Zealand Property Focus

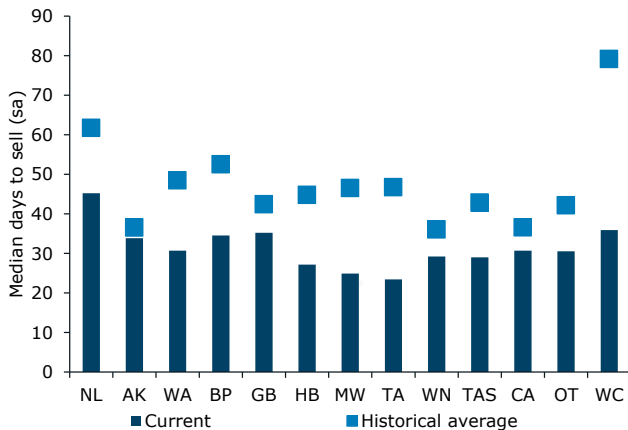
Housing affordability –
unlocking the solution



At a glance

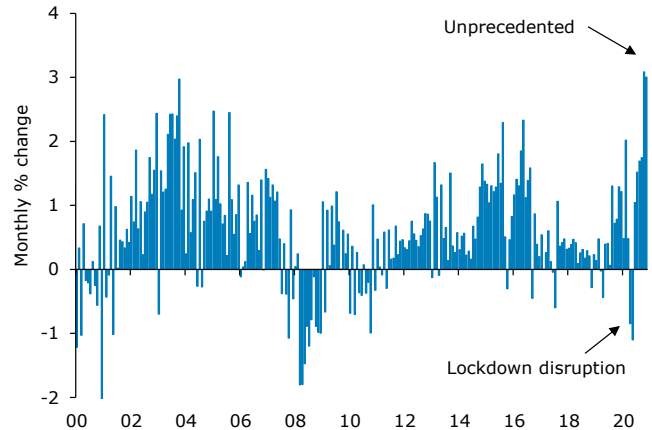
Exceptionally tight market

Days-to-sell low across the country



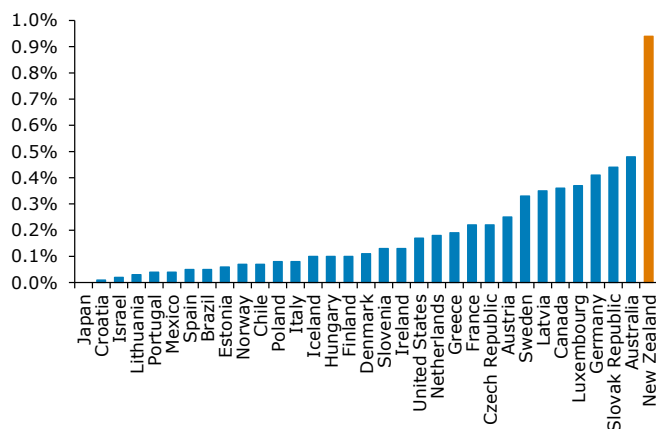
Unprecedented price rises

Some buyers very stretched



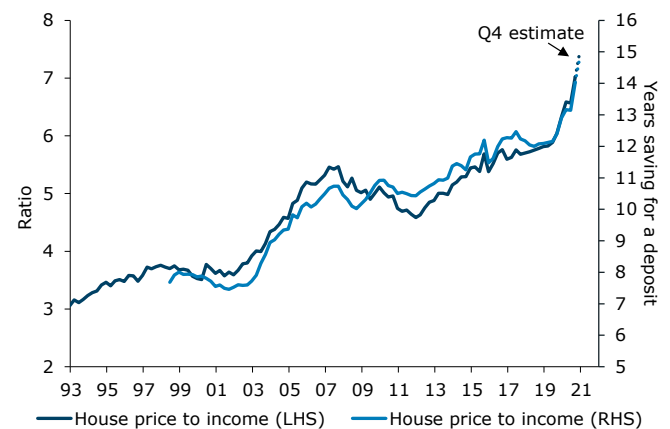
Unaffordability a big problem

Homelessness highest in the OECD



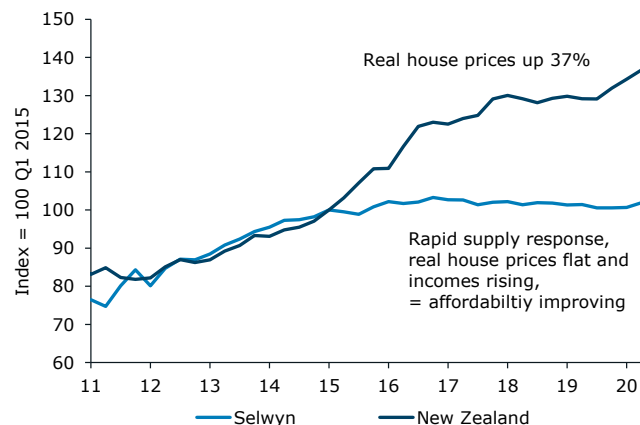
Unsustainable, getting worse

We risk a disorderly correction



Change is possible

To see sustained house price stability



But we must act now

It needs to be big, bold, urgent

- Increase buildable land
- Build more houses and infrastructure
- Align demand and supply settings
- Send a strong signal – it takes time
- Accept it is absolutely necessary

Source: OECD, Quotable Value, RBNZ, REINZ, Statistics NZ, ANZ Research

This is not personal advice. It does not consider your objectives or circumstances. Please refer to the [Important Notice](#).



Contact

Liz Kendall, David Croy
or [Sharon Zollner](#) for
more details.

See [page 14](#).

INSIDE

At a glance	2
Housing Market Overview	4
Regional Housing Market Indicators	5
Feature Article: Unlocking the solution	6
Mortgage Borrowing Strategy	12
Weekly Mortgage Repayment Table	13
Mortgage Rate Forecasts	13
Economic Forecasts	13
Important Notice	15

ISSN 2624-0629

Publication date: 15 December 2020

Summary

Our monthly *Property Focus* publication provides an independent appraisal of recent developments in the residential property market.

Housing market overview

The housing market remains exceptionally strong, with unprecedented consecutive monthly price rises reminiscent of the early part of the 2000s. Speculative dynamics are playing a role, and this could be difficult to stop in its tracks. But recent strength appears unsustainable given fundamentals, with some buyers very stretched. We expect a cooling in time as affordability and credit constraints bite. However, a shift in mood is difficult to predict and we are cognisant of risks in both directions. A stronger housing market may reduce the need for more monetary stimulus. But a co-ordinated government policy response is urgently needed to stem continued price rises, acute housing unaffordability, and the large house price swings to which our market is vulnerable. See [Housing Market Overview](#) for more.

Feature Article: Housing affordability – unlocking the solution

Housing unaffordability is an enormous problem in New Zealand, with especially significant consequences for our young and most vulnerable – and trends continue to move in the wrong direction. Making meaningful progress is urgent, and change needs to be bold to reverse the tide. Broadly, we need to release land, build more houses and better align supply and demand settings. Even sustained stabilisation in house prices would require a monumental shift in the market, and would be a vast improvement from the rapid house price inflation we are seeing currently. But it's not just policy that needs to change – we need to change our expectations too. Policymakers and the public both need to be willing to accept house price stabilisation or even gradual real house price declines. Not only would this help affordability, but a managed supply-induced decline in house prices is a much better outcome than a painful correction, which is a risk under the current market structure. Although policy change can take time, engineering this sort of response in an orderly way is certainly possible, as shown in Canterbury post-earthquakes. See [Feature Article: Unlocking the solution](#) for more.

Mortgage borrowing strategy

Average home loan rates across the four major banks are unchanged over the past month. As has long been the case, the 1-year rate is the lowest point, and importantly, so much below floating that it's attractive even if you expect further falls in mortgage rates over 2021. Wholesale interest rates have risen since early November, and the risks around the interest rate outlook have changed slightly. We still expect the Official Cash Rate (OCR) to go lower, but odds are growing that we see fewer (or no) further cuts. See [Mortgage Borrowing Strategy](#) for more.



Housing market overview

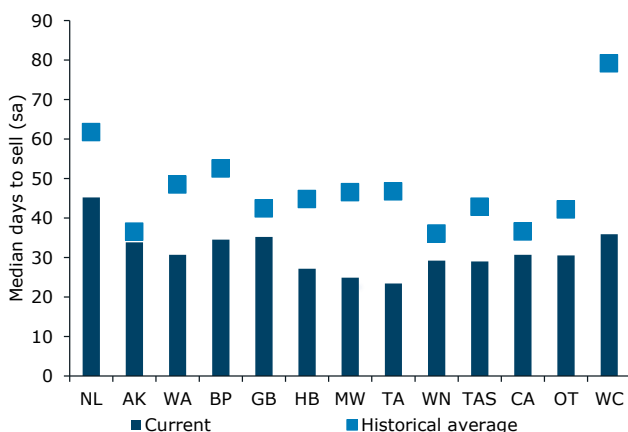
Summary

The housing market remains exceptionally strong, with unprecedented consecutive monthly price rises reminiscent of the early part of the 2000s. Speculative dynamics are playing a role, and this could be difficult to stop in its tracks. But recent strength appears unsustainable given fundamentals, with some buyers very stretched. We expect a cooling in time as affordability and credit constraints bite. However, a shift in mood is difficult to predict and we are cognisant of risks in both directions. A stronger housing market may reduce the need for more monetary stimulus. But a co-ordinated government policy response is urgently needed to stem continued price rises, acute housing unaffordability, and the large house price swings to which our market is vulnerable.

Selling like hotcakes

The housing market remains exceptionally strong. House prices rose 3.1% m/m in November, with broad-based increases across the country, including monthly price rises of more than 6% in Hawke's Bay, Manawatu and Southland. The housing market is tight everywhere, with buyers chasing very few listings. Days-to-sell measures are well below historical averages right across the country (figure 1).

Figure 1. Days to sell by region



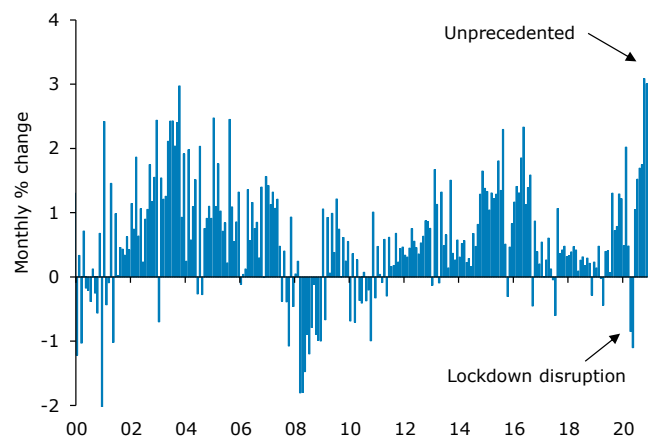
Source: REINZ

Unprecedented strength

November's house price increase follows a 3.0% m/m increase in October and a 1.7% increase in September. Consecutive price increases like this are unprecedented (figure 2). Over the past year, house prices have risen 15%, with the surge in momentum over the past three months reminiscent of the early part of the house price boom in the 2000s (figure 3).

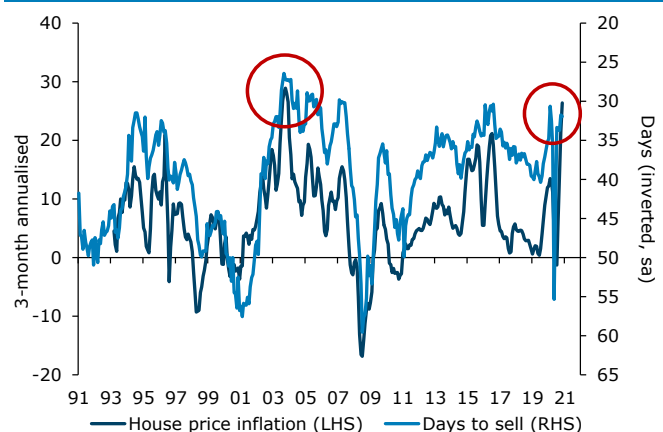
At that time, immigration was very strong; building activity was modest and slow to catch up; financial conditions were easy (interest rates didn't start increasing until 2004); and the economy was buoyant, with GDP, employment and incomes growing strongly.

Figure 2. Monthly house price inflation



Source: REINZ

Figure 3. Days to sell and house price index



Source: REINZ, ANZ Research

This time around the picture is very different: immigration is very weak, building activity is strong, incomes are stagnant at best, unemployment is rising, and the economic outlook is uncertain. Rampant house price inflation alongside a lack of income growth has seen housing unaffordability worsen significantly (see [Feature article: Unlocking the solution](#) for more). Offsetting these headwinds, lower interest rates and abundant bank funding have helped stoke recent increases, in the context of already tight housing supply. But there's more to it than that.

Speculative behaviour and fear of missing out ("FOMO") appear to be playing a role and have propelled the market higher, underpinned by an expectation that house prices will keep rising. Widespread media reports of housing market strength in an environment of very low listings are only adding to this fear. Supply-constrained markets are vulnerable to self-fulfilling cycles like this. Expectations-driven strength has led to larger increases than interest rate changes alone would usually imply. See [ANZ Property Focus: Riding high](#) for more details.



Housing market overview

Unsustainable, but when will it stop?

Given fundamentals, the current heat in the market feels unsustainable to us. Continued monthly house price rises of 3% in the context of zero income growth just doesn't add up. Some buyers are very stretched.

Investors are leveraging up and first home buyers are often taking on high debt-to-income ratios that leave them vulnerable if income prospects were to change, even if very low interest rates are making repayments easy. It's not hard to see why this has become the norm: a debt-to-income ratio of 6 (usually considered higher risk), is hypothetically required for a person to buy the median New Zealand house on an average income, assuming they can cobble together a pretty hefty deposit. And there are anecdotes of parents taking on financial risk (withdrawing housing equity or taking on debt) to help fund deposits for their children.

At some point, affordability and/or credit constraints will start to weigh, especially with the economic outlook expected to be challenging. In addition, bank lending practices are cautious. If house prices keep increasing, eventually credit constraints will bite. And although liquidity is currently abundant (with QE and the wage subsidy contributing to strong deposit growth recently), we expect that will slow eventually too, leading to more modest growth in lending.

The RBNZ's move to re-impose loan-to-value restrictions will help curb risky borrowing. The [RBNZ estimates](#) it will shave 1-2 percentage points from house price inflation and potentially lean against "irrational exuberance". Banks have already moved to curb low-equity investor lending, but we certainly haven't seen this impact the market yet.

All that said, the experience of the 2000s is a cautionary tale that illustrates that the housing market can be difficult to stop in its tracks, especially when expectations become self-fulfilling and risk aversion reduces. Unfortunately, the longer the party goes on, the more financial vulnerabilities increase, and the greater the risk of a correction. We have pencilled in a wobble in the market next year as affordability and credit constraints are felt, loan-to-value restrictions bite, and a softer economy (including weak migration and income strains) becomes evident. But timing is difficult to predict, since it depends partly on the public mood. We are very cognisant of risks in either direction – and none of the outcomes are pretty.

Policy change is needed urgently to stem continued price rises, acute housing unaffordability, and the large house price swings to which our market is vulnerable. See [Feature article: Unlocking the solution](#) for more.

RBNZ may stand still

Odds are growing that the RBNZ may stand pat and not provide further monetary stimulus. We have already said that a more optimistic scenario appears to be [playing out](#), and continued strength in the housing market reinforces that.

Overall, it's a challenging economic outlook and interest rates will likely remain low for a long time (see [Mortgage borrowing strategy](#) for more), but a more buoyant housing market will offset headwinds as our lost summer of tourism starts to be felt.

That [could mean](#) that a negative OCR isn't required, or that more monetary stimulus isn't needed at all. We will have a better sense once we see developments into the new year. Downside risks remain aplenty.

Housing market indicators for November 2020 (based on REINZ data seasonally adjusted by ANZ Research)

	Median house price			House price index		# of monthly sales	Monthly % change	Average days to sell
	Level	Annual % change	3-mth % change	Annual % change	3-mth % change			
Northland	\$589,179	16.5	1.1	12.5	3.8	261	+0%	45
Auckland	\$1,007,689	16.4	5.2	16.1	6.8	3,113	0%	34
Waikato	\$656,694	13.1	3.6	14.9	5.8	869	-4%	31
Bay of Plenty	\$737,128	18.3	9.1	16.1	6.9	582	+1%	35
Gisborne	\$534,321	36.4	14.5			52	-24%	35
Hawke's Bay	\$629,985	21.6	4.6	22.3	7.3	224	-16%	27
Manawatu-Wanganui	\$483,355	25.8	6.1	16.6	7.8	368	-5%	25
Taranaki	\$486,497	22.0	6.3	12.9	5.9	160	-17%	23
Wellington	\$763,781	14.5	7.1	18.7	10.1	717	-4%	29
Tasman, Nelson & Marlborough	\$680,000	19.0	11.8			311	+5%	29
Canterbury	\$518,050	13.2	3.2	9.7	3.4	1,181	+3%	31
Otago	\$610,625	15.7	10.0	7.7	4.6	416	-3%	31
West Coast	\$252,503	17.6	9.3	12.8	6.3	74	+27%	36
Southland	\$379,142	23.9	1.6	16.0	4.6	195	-3%	28
New Zealand	\$729,776	18.3	7.9	15.2	6.6	8,803	+2%	32



Feature Article: Unlocking the solution

Summary

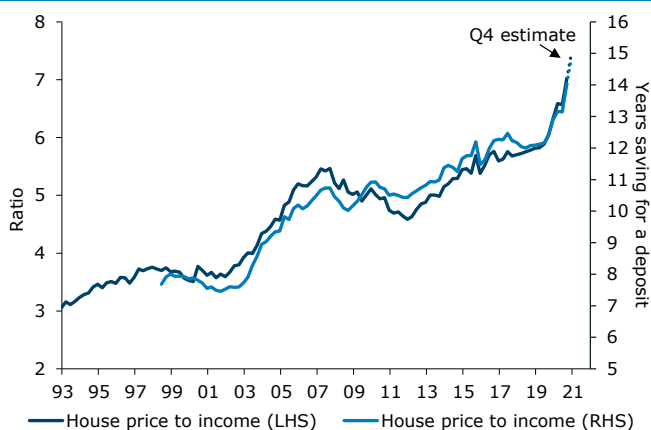
Housing unaffordability is an enormous problem in New Zealand, with especially significant consequences for our young and most vulnerable – and trends continue to move in the wrong direction. Making meaningful progress is urgent, and change needs to be bold to reverse the tide. Broadly, we need to release land, build more houses, and better align supply and demand settings. Even sustained stabilisation in house prices would require a monumental shift in the market, and would be a vast improvement from the rapid house price inflation we are seeing currently. But it's not just policy that needs to change – our expectations need to change too. Policymakers and the public both need to be willing to accept house price stabilisation or even gradual real house price declines. Not only would this help affordability; a managed supply-induced decline in house prices is a much better outcome than a painful correction, which is a risk under the current market structure. Although policy change can take time, engineering this sort of response in an orderly way is certainly possible, as shown in Canterbury post-earthquakes.

Housing in crisis

Housing affordability is an enormous problem in New Zealand and has worsened significantly in recent decades. Houses are “unaffordable” right across the country and in some cases severely so (see our August [ANZ Property Focus: Locked out](#) for more details).

Nationwide, the median house price has increased from around \$100k in the early 1990s to \$730k now. But incomes haven't increased anywhere near as much. The median house price is now around seven times the average income, compared with three times in the early 1990s (figure 1).

Figure 1. Median house price to average income and years saving for a 20% deposit



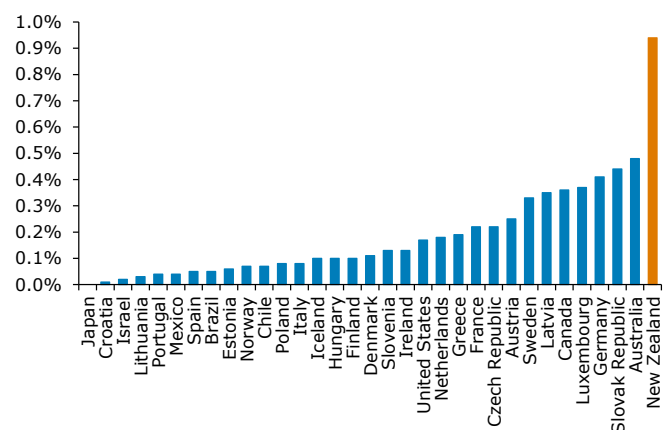
Source: RBNZ, REINZ, Stats NZ, ANZ Research

Note: Years to save for a deposit assumes one is on the median income, saving 10% of pre-tax income, based on the current house price.

Mortgage rates have trended down, making debt servicing easier, but it now takes 15 years to save for a 20% deposit even if house prices stand still – about twice as long as a few decades ago. Not surprisingly, home ownership has fallen for all age groups, but especially for younger people (see [NZ Insight: The intergenerational divide](#)). And it's not just home ownership that is out of reach. Rents are expensive too and have risen faster than incomes in recent years.

Although it's a complex issue, high housing costs are also an enormous part of the problem of endemic homelessness and deprivation in New Zealand. Almost 1% of New Zealand's population are homeless (or severely housing deprived). That's the highest rate amongst OECD economies – almost twice that of the runner up, Australia (figure 2). The implications of homelessness are significant and distressing, particularly for children and other vulnerable groups.

Figure 2. Homelessness as % of total population



Source: OECD

The heart of the issue of housing unaffordability is that not enough homes have been built to meet the growth in our population, and housing supply has not been sufficiently responsive to changes in demand, financial conditions – and price. In recent decades, lower interest rates and increased credit availability have contributed to rising house prices, but the potency of these effects is directly linked to the fact that supply has not been responsive to changing trends. Reflecting these supply issues, we have an infrastructure deficit and a significant existing housing shortage, which we estimate could be anywhere in the realm of 60-120k homes. And looking forward, expectations that demand will continue to outstrip supply have been baked into house prices today.

Land supply, in particular, is constrained and has not grown with population pressures. Scarcity of buildable land has been an increasing problem, due to planning and zoning restrictions, land banking, urban-drift, poor infrastructure provision and other land-use pressures. Meanwhile, population pressures have been very



Feature Article: Unlocking the solution

significant, in part due to very strong immigration cycles. Meanwhile, real income growth has been sluggish, in large part due to our poor productivity record.

That has had a myriad of direct consequences:

- House prices have risen significantly, reflecting the scarcity of homes. Homeownership has fallen.
- Homelessness is high and household size is higher than desired (in some cases leading to overcrowding) because housing is unaffordable.
- Housing costs (from owning or renting) take up a significant portion of incomes, even with lower interest rates having kept debt-servicing costs contained.
- When interest rates fall, this pushes up house prices significantly. If housing (and land) were more responsive, more stimulus would be channelled towards home building and improvements instead.
- Large housing cycles are the norm, because building is slow to catch up when demand increases. Internationally, areas with more responsive housing supply have lower rates of house price inflation and smaller cycles.
- Although house prices tend to rise on average, the market is vulnerable to short-term, painful corrections when interest rates rise, income prospects change, supply responds, population adjusts or risk-taking behaviour changes, exacerbated by high debt levels.
- Productivity is weaker than it would otherwise be, with households having to spend more time saving for a deposit, which diverts funds away from business ownership and investment.

A simple solution, in theory

The solution is simple enough to describe: we need to have a plan to efficiently house and provide infrastructure for our growing population and we need a productive economy so that our incomes can grow. In practice, that means freeing up land, building many more houses, and aligning demand and supply settings, with a continuous and responsive pipeline to meet population pressures.

We need to make meaningful change to elicit a sustained stabilisation or even gradual decline in real house prices, alongside productivity-enhancing initiatives to boost our real incomes.

But attitudes need to change too

For houses to become more affordable, they need to be cheaper, or at least not appreciate in value while incomes catch up. That's the obvious truth that needs to be accepted for the sort of change to materialise that would address our housing affordability and homelessness problems. Encouraging income growth through productivity-enhancing policies would be helpful, but is challenging to achieve, and on its own is unlikely to be enough to elicit meaningful change in housing affordability.

These underlying issues have been well understood for some time (see [Productivity Commission Housing Affordability Inquiry Full Report](#) and [A Stocktake of New Zealand's Housing](#) for discussions). And to their credit, the Government has been working on these issues for a while, making improvements. But the response needs to be bigger, bolder and more urgent.

To do this, political buy-in for a fundamental change within the housing market is needed. Allowing the market to function more freely would reap benefits, in aggregate and over time, even if some homeowners have to forego something now.

Specifically, we – homeowners, local and central government and the general public – need to be willing to accept a lack of capital gains in housing, or even be willing to stomach a fall in our asset values, while incomes catch up. That goes against the “Kiwi psyche” and expectations of perpetual house price increases. But it's absolutely necessary.

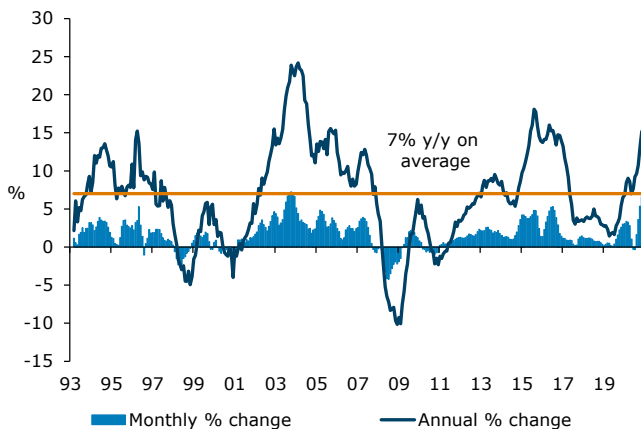
Stabilisation in house prices would be a vast improvement from the rapid inflation we are seeing currently. House prices have increased 7% per year on average since the early 1990s (figure 3), with a lot of ebb and flow. Even a sustained stabilisation would require a monumental shift in the market. On that sort of trajectory, progress to houses being significantly more affordable would still take a long time. But we have to be willing to reverse the tide.

If houses are to become truly more affordable, a decline in real house prices needs to be accepted too. This need not be catastrophic or scary. A gradual decline engineered out of continuous expansion in construction could lead to increased growth and spending.



Feature Article: Unlocking the solution

Figure 3. House price inflation



Source: REINZ, ANZ Research

By contrast, a disorderly adjustment would have demand-choking effects. House price declines become problematic when they see households in financial distress or credit contract.

House price falls can and do happen, and the possibility of an eventual painful adjustment if we continue with the status quo should not be downplayed. We need a responsive market to reduce the sorts of house price swings that are common in New Zealand, and which can pose risks to the economy and financial system.

For owner-occupiers, stabilisation or gentle decline in real house prices doesn't necessarily mean a material loss in wealth. First, housing is a long-held asset that reaps rental benefits not just capital gains, and over the long term, benefits of home ownership are still enormously significant. Second, upsizing would be more affordable, neutralising the effect on purchasing power. Nor would it mean a material change in financial prospects for those connected to the market – houses still need to be rented, built and sold, and loans will be required and paid back. Plus, to the extent that high house prices are hampering our productivity (*we think they are*), more affordable houses would have long-term real income benefits.

If we did see a gradual decline in real house prices, a drop in returns would be expected for property investors relative to history. But that would be the case for any reduction in house price inflation relative to expectations. Current rates of house price inflation are unsustainable.

Meaningful, orderly change is possible

Making meaningful change can be challenging and take time to implement. But it is absolutely possible to address housing affordability problems in a way that is orderly. We have seen it done across Canterbury post-earthquakes, with particular success in Selwyn

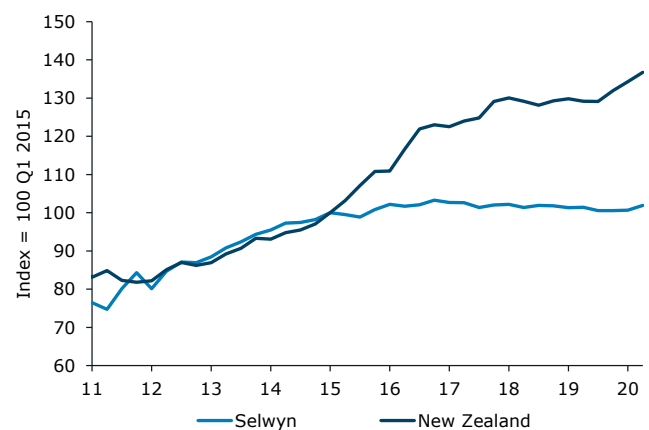
District, where population growth has been very strong, the regional economy is buoyant, and yet housing supply is expanding and real house prices have been pretty flat.

Since 2015, real house prices in Selwyn have risen just under 2%, while across New Zealand they have risen 37% (figure 4). Given income gains, house prices in Selwyn have been getting gradually more affordable. This is despite very strong population growth, with the population increasing 60% since 2011.

The crux of the response in Selwyn has been making land available to house the growing population and facilitating new building. Government and local council have worked together to do the following, and have done this efficiently and effectively:

- Release significant parcels of land in accordance with the Selwyn Housing Accord.
- Develop parcels with a minimum net density to use land efficiently.
- Release large parcels under single ownership to encourage building at scale.
- Streamline resource consents to speed up and simplify the process.
- Develop a 30-year infrastructure growth plan.

Figure 4. Real house prices – New Zealand & Selwyn



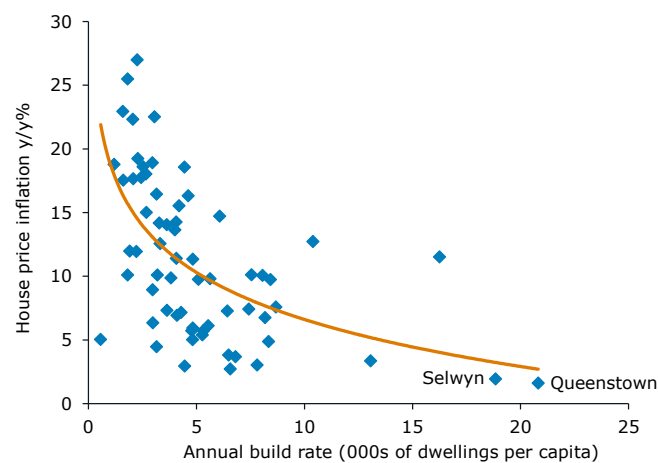
Source: Quotable Value, Stats NZ, ANZ Research

The importance of this housing supply response should not be downplayed, and is borne out when looking at regional data. The relationship between house prices and lack of building is not always obvious, since building often lags price rises. But the relationship has been stark recently: areas that have built more have had less rampant house price inflation (figure 5). Selwyn and Queenstown are clear outliers; building has been very rapid to accommodate population growth.



Feature Article: Unlocking the solution

Figure 5. House price inflation and building rate by New Zealand territorial authority (year to June 2020)



Source: Quotable Value, Statistics NZ, ANZ Research

Unlocking the solution

Broadly speaking, addressing the problem of housing unaffordability has three interrelated parts.

Part 1: Free up buildable land

A fundamental part of the solution to unaffordable housing must be to make land supply more responsive to changing housing demand. However, this needs to be done in a way that minimises the environmental impacts as far as possible.

Currently, insufficient land is available for construction, reflecting stringent land use restrictions (urban boundaries, size and height requirements, long and difficult consultation processes, and red tape) and few penalties for land banking, where investors or developers lock up large swathes of housing-zoned land and release it only at a trickle to hold prices up and maximise profits. Many developers release houses in developments only slowly to create the appearance of limited availability when in reality the pipeline is ongoing. Because buildable land is so scarce and expected to remain so, this has been capitalised into very high land prices. An enormous portion of the cost of a house is the cost of the land it is on – up to **56% in Auckland**.

While appropriate land use planning is very important for liveable, sustainable metropolitan areas (and climate change makes long-term planning even more essential), unnecessary land use restrictions need to be relaxed urgently, and penalties need to be introduced for passively holding housing-zoned land for long periods without developing it. Making land available, in practical terms, takes time, since infrastructure for greenfield development is also required (see Part 2), but it is fundamental to any housing solution – and signalling could make a difference now. Expectations of tight supply are

baked in, so a strong, and binding, commitment that more land will come available in future could help to put a lid on further price rises as expectations adjust.

As part of this, some degree of expansion of urban boundaries is needed to reflect growth in the population. At the same time, increasing our buildable land means making more efficient use of the land we already have available, meaning more intensification. Building smarter and more densely around public transport hubs is also crucial to ensure that new-build houses aren't an ever-longer car drive from where people need to be. It has to be a combination approach.

Not all kiwis want to live in inner city apartments or townhouses, but some do, especially as a first step on the property ladder. Restrictions that inhibit scope for more intensive building are not helpful. Smaller and less bespoke housing options should be available for those in the market who want them. And let's be frank, for those who are homeless, a small, homogenous house is much better than none.

Changes to the Resource Management Act (RMA) are a step in the right direction. The right changes could help to ensure that planning, infrastructure provision, consenting and building become easier and faster, such that supply constraints are relaxed. But we can't just tinker at the edges.

As a wise person once noted, property owners tend to be raging libertarians as regards their own property rights, and complete socialists when it comes to their neighbours' – without even recognising the contradiction. To achieve real change, existing home owners need to be willing – or forced – to embrace some combination of urban expansion and intensification. That means pushing back against "not in my backyard" thinking, and reducing the power of vested interests. Work to directly encourage councils and developers to increase buildable land supply would be helpful, perhaps including financial incentives. It's really hard for local governments to push through changes that are unpopular with current homeowners. They're the people who vote. There's a good argument for central government to play a bigger role – though homeowners vote at much higher rates in general elections as well!

Part 2: Build more houses and infrastructure

Increasing housing supply and making it more responsive isn't just about freeing up land, although that is key. It is also about ensuring that conditions are conducive to sufficient infrastructure provision, fast consenting and plentiful and efficient home building in the right places.



Feature Article: Unlocking the solution

To increase home supply meaningfully, incentives need to be aligned to fund infrastructure and encourage property development, including easing financial constraints, potentially using central government funding. A long-term planning process is also needed to ensure that the civil construction industry doesn't face a stop-start pipeline that makes it difficult to maintain capacity.

At the same time, work is needed to increase construction industry capacity and reduce costs. Recent initiatives to encourage people to work in trades are definitely helpful. The industry tends to be dominated by small players, which hampers productivity. Encouraging innovation, scale, better co-ordination of sub-contractors, and building of more homogenous (potentially prefabricated) homes could help. On construction costs, materials regulation needs to be carefully calibrated. Building standards absolutely need to be assured through effective regulation, but a common complaint about the current system is that it is an unfortunate mix of highly prescriptive and slow to change, affording a near-monopoly to certain products for which perfectly good alternatives are available. More competition in building supplies would also help.

Social housing is an important part of the housing solution too, and this may require direct Government intervention. A radical expansion in available buildable land for new homes and relaxation in red tape to house our homeless population should be high priority. A central Government-organised build using cheap, mass-produced options to make it happen could be part of the answer. Some good progress has been made in the area of social housing in recent years but much more remains to be done.

Part 3: Align demand and supply settings

Broadly, one of the fundamental issues that has driven worsening housing affordability in New Zealand has been the fact that demand and supply settings have not been well aligned. We have seen large swings in immigration flows, while housing supply has been constrained. We need to bring people into the country to meet essential skill shortages, but growing the population in wild surges without a plan to house everyone simply doesn't work.

In Selwyn, improved housing affordability has been achieved through radical expansion on the supply side. West Christchurch was blessed with a large supply of flat, accessible, suitable land on their doorstep, which not every city is – indeed the topography of, say, Auckland and Tauranga is extremely challenging. You could add Queenstown to that list. But it's not always rivers or estuaries or

mountainous peaks that are standing in the way. Often it's legislation. And for the country as a whole, supply-side changes are absolutely necessary to combat our existing shortage of buildable land and homes and make supply more responsive.

But the other side of the equation – demand – may need to be considered too if we are to mitigate the extent of future house price rises while supply catches up, not to mention addressing the many issues that climate change is going to unleash – we're going to have to replace a significant number of houses as time goes on, making growing the housing stock even harder.

Curbing immigration cycles would reduce pressure on the housing stock. It's still important to meet skill shortages, but with the border currently closed, it's a good opportunity to take a good hard look at migration settings and what is really best for New Zealand now and into the future.

The composition of demand is relevant too. Initiatives to get first home buyers into the market through the likes of subsidies are well meaning, but have counter-productive effects as higher ability to pay just pushes up house prices further. Keeping a lid on risky, speculative lending through macro-prudential policy is helpful, but changing the RBNZ's monetary policy mandate is not, since attempting to rein in housing demand with higher interest rates can lead to worse societal outcomes. We concur with the RBNZ's [assessment](#) that including house prices in their financial policy, rather than monetary policy, remit makes sense. Adding debt-to-income caps into the RBNZ's toolkit would also be a good idea to stem financial risks associated with buyers being over-stretched. It could also be worth reconsidering the calibration of bank capital risk weights that tilt the playing field firmly in favour of mortgage lending.

Incentives to reduce the attractiveness of property investment would perhaps be desirable to impact the composition of the market, even if not a game changer for affordability. The most effective way to reduce the attractiveness of property investment is to reduce the scope for capital gains by increasing supply. But other policy tweaks, such as tax changes, could help at the margin, at least in a one-off fashion.

Changes to tax settings, such as introducing a capital gains tax, are worth considering for broader reasons, [like intergenerational equality](#). But would only affect housing affordability very slightly, similar to the ban on foreign buyers, which curbed demand in a portion of the market but did not affect overall house prices meaningfully. And tax changes could have some negative consequences, like discouraging saving and



Feature Article: Unlocking the solution

investment. That said, they could be used as a stopgap to help bring about a pause in the market while other meaningful changes are made. But the political will for such a broadening of the tax base obviously isn't there at the moment.

We must act now

Fundamentally, focus needs to be on those changes that will make the biggest difference and lead to significant, sustained impacts. First and foremost, that means tackling the issue of supply constraints. Sure, it's complicated and some aspects of the response may take time, but doing nothing simply isn't an option. The need for action is urgent. There's potential for meaningful change, but we must act now.



Mortgage borrowing strategy

This is not personal advice. The opinions and research contained in this document are provided for information only, are intended to be general in nature and do not take into account your financial situation or goals.

Summary

Average home loan rates across the four major banks are unchanged over the past month. As has long been the case, the 1-year rate is the lowest point, and importantly, so much below floating that it's attractive even if you expect further falls in mortgage rates over 2021. Wholesale interest rates have risen since early November, and the risks around the interest rate outlook have changed slightly. We still expect the Official Cash Rate (OCR) to go lower, but odds are growing that we see fewer (or no) further cuts.

Our view

Average mortgage rates are unchanged over the past month, and not surprisingly, so is our overall view. To sum it up: we continue to favour the 1-year fixed rate, which remains the cheapest rate. The 1-year is also sufficiently below both the floating rate and other alternatives that one might consider if one had the view that mortgage rates may fall further. That still makes it the most attractive proposition.

To illustrate that, suppose you had a \$500k mortgage. At a rate of 4.51%, your repayments would be \$641 per week (over a 25-year loan term). However, if you fixed for 1 year at 2.49%, your repayments would fall to \$517 per week. Over 12 weeks, staying floating will cost \$1,488 more. To make that back on a 1-year fix, you would need to see the 1-year rate fall to around 1.99%. That could happen, but it's a big punt to take, especially in a short timeframe. Mortgage rates are already at record lows, but wholesale 1- and 2-year interest rates are now around 0.25% off early-November lows and there are widespread concerns that low interest rates are stoking the housing market.

Similarly, as with last month, the maths around fixing for 6 months now with a view to re-fixing again in six months doesn't stack up. As our breakeven table shows, the 6-month rate would need to fall from its current rate of 3.58% to 1.40% over the next six months for the interest bill on a pair of back-to-back 6-month terms to be less than the interest bill on a 1-year term at 2.49%. That could happen, but again, only at a stretch.

The risk profile around interest rates has also changed. Although we still expect the Reserve Bank (RBNZ) to take the OCR lower over 2021, with an initial cut to just above zero expected in May, followed up by a more conditional move to below zero in August, the case for a lower OCR is now more nuanced. Given the more conditional outlook, we are therefore mindful that the hurdle to lower wholesale and retail interest rates is now higher. Wholesale interest rates have actually

risen since the November Monetary Policy Statement (MPS). That has meant mortgage rates have not fallen by as much as we originally envisaged they might by year-end. Accordingly, we have tweaked our mortgage rate forecasts, bringing them closer to what we are actually observing. We still expect further falls but the low point is higher than it was.

The RBNZ launched the Funding for Lending Programme (FLP) in early December. This is designed to make it easier for banks to reduce term deposit rates (which are a key component of bank funding), which should, in turn, lead to lower mortgage rates. By mid-December, banks had drawn very lightly on the scheme, thanks to deposit growth elsewhere in the banking system. That wasn't unexpected and doesn't mean the scheme will not help drag retail interest rates down, but the process is likely to be more gradual.

Figure 1. Carded special mortgage rates[^]

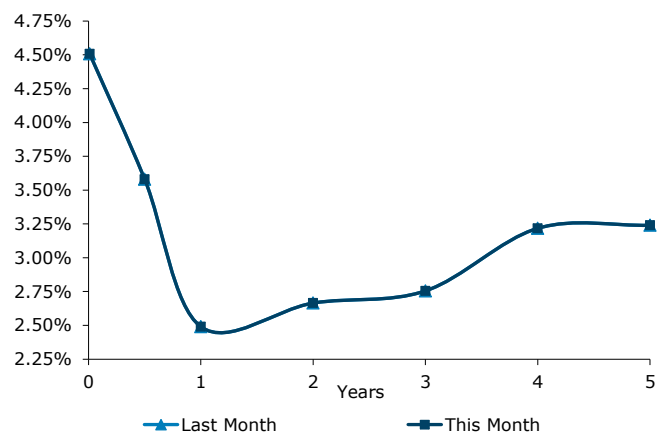


Table 1. Special Mortgage Rates

Term	Current	Breakevens for 20%+ equity borrowers			
		in 6mths	in 1yr	in 18mths	in 2 yrs
Floating	4.51%				
6 months	3.58%	1.40%	2.75%	2.93%	2.89%
1 year	2.49%	2.08%	2.84%	2.91%	2.94%
2 years	2.67%	2.49%	2.89%	3.29%	3.77%
3 years	2.76%	2.89%	3.46%	3.55%	3.62%
4 years	3.22%	3.18%	3.43%		
5 years	3.24%	#Average of "big four" banks			

Table 2. Standard Mortgage Rates

Term	Current	Breakevens for standard mortgage rates*			
		in 6mths	in 1yr	in 18mths	in 2 yrs
Floating	4.51%				
6 months	3.88%	2.00%	3.44%	3.10%	3.36%
1 year	2.94%	2.72%	3.27%	3.23%	3.41%
2 years	3.11%	2.97%	3.34%	3.55%	3.93%
3 years	3.21%	3.27%	3.71%	3.74%	3.83%
4 years	3.52%	3.48%	3.69%		
5 years	3.54%	#Average of "big four" banks			

[^] Average of carded rates from ANZ, ASB, BNZ and Westpac.

Source: interest.co.nz, ANZ Research



Key forecasts

Weekly mortgage repayments table (based on 25-year term)

	Mortgage Rate (%)													
	2.00	2.25	2.50	2.75	3.00	3.25	3.50	3.75	4.00	4.25	4.50	4.75	5.00	5.25
200	196	201	207	213	219	225	231	237	243	250	256	263	270	276
250	244	251	259	266	273	281	289	296	304	312	320	329	337	345
300	293	302	310	319	328	337	346	356	365	375	385	394	404	415
350	342	352	362	372	383	393	404	415	426	437	449	460	472	484
400	391	402	414	426	437	450	462	474	487	500	513	526	539	553
450	440	453	466	479	492	506	520	534	548	562	577	592	607	622
500	489	503	517	532	547	562	577	593	609	625	641	657	674	691
550	538	553	569	585	601	618	635	652	669	687	705	723	741	760
600	587	604	621	638	656	674	693	711	730	750	769	789	809	829
650	635	654	673	692	711	730	750	771	791	812	833	854	876	898
700	684	704	724	745	766	787	808	830	852	874	897	920	944	967
750	733	754	776	798	820	843	866	889	913	937	961	986	1,011	1,036
800	782	805	828	851	875	899	924	948	974	999	1,025	1,052	1,078	1,105
850	831	855	879	904	930	955	981	1,008	1,035	1,062	1,089	1,117	1,146	1,174
900	880	905	931	958	984	1,011	1,039	1,067	1,095	1,124	1,154	1,183	1,213	1,244
950	929	956	983	1,011	1,039	1,068	1,097	1,126	1,156	1,187	1,218	1,249	1,281	1,313
1000	978	1,006	1,035	1,064	1,094	1,124	1,154	1,186	1,217	1,249	1,282	1,315	1,348	1,382

Mortgage rate projections (fixed rates based on special rates)

Interest rates	Actual				Forecasts					
	Mar-20	Jun-20	Sep-20	Dec-20	Mar-21	Jun-21	Sep-21	Dec-21	Mar-22	Jun-22
Floating Mortgage Rate	4.8	4.6	4.6	4.5	4.3	4.0	3.5	3.5	3.5	3.5
1-Yr Fixed Mortgage Rate	3.1	2.7	2.6	2.3	2.2	2.1	2.1	2.1	2.1	2.1
2-Yr Fixed Mortgage Rate	3.3	2.7	2.7	2.4	2.3	2.3	2.4	2.4	2.4	2.4
5-Yr Fixed Mortgage Rate	3.9	3.1	3.1	2.9	2.7	2.8	2.9	3.0	3.0	3.0

Source: RBNZ, ANZ Research

Economic forecasts

Economic indicators	Actual				Forecasts					
	Dec-19	Mar-20	Jun-20	Sep-20	Dec-20	Mar-21	Jun-21	Sep-21	Dec-21	Mar-22
GDP (Annual % Chg)	1.8	-0.1	-12.4	-0.8	-1.8	-1.4	12.9	-0.5	0.8	3.3
CPI Inflation (Annual % Chg)	1.9	2.5	1.5	1.4(a)	1.2	1.1	1.7	1.4	1.1	1.0
Unemployment Rate (%)	4.1	4.2	4.0	5.3(a)	6.1	6.3	6.6	6.9	7.2	6.8
House Prices (Quarter % Chg)	3.0	3.2	-0.4	3.6(a)	8.0	3.5	1.0	-1.0	-1.5	1.0
House Prices (Annual % Chg)	5.3	8.1	7.7	9.9(a)	15.2	15.5	17.0	11.8	1.9	-0.5

Interest rates	Mar-20	Jun-20	Sep-20	Dec-20	Mar-21	Jun-21	Sep-21	Dec-21	Mar-22	Jun-22
Official Cash Rate	0.25	0.25	0.25	0.25	0.25	0.10	-0.25	-0.25	-0.25	-0.25
90-Day Bank Bill Rate	0.49	0.30	0.31	0.27	0.20	-0.02	-0.25	-0.25	-0.25	-0.25
LSAP (\$bn)	30	60	100	100	100	100	100	100	100	100

Source: ANZ Research, Statistics NZ, RBNZ, REINZ



Contact us

Meet the team

We welcome your questions and feedback. Click [here](#) for more information about our team.



Sharon Zollner
Chief Economist

Follow Sharon on Twitter
[@sharon_zollner](#)

Telephone: +64 27 664 3554
Email: sharon.zollner@anz.com

General enquiries:
research@anz.com

Follow ANZ Research
[@ANZ_Research](#) (global)



David Croy
Senior Strategist

Market developments, interest rates, FX, unconventional monetary policy, liaison with market participants.

Telephone: +64 4 576 1022
Email: david.croy@anz.com



Susan Kilsby
Agricultural Economist

Primary industry developments and outlook, structural change and regulation, liaison with industry.

Telephone: +64 21 633 469
Email: susan.kilsby@anz.com



Liz Kendall
Senior Economist

Research co-ordinator, publication strategy, property market analysis, monetary and prudential policy.

Telephone: +64 27 240 9969
Email: elizabeth.kendall@anz.com



Miles Workman
Senior Economist

Macroeconomic forecast co-ordinator, fiscal policy, economic risk assessment and credit developments.

Telephone: +64 21 661 792
Email: miles.workman@anz.com



Kyle Uerata
Economic Statistician

Economic statistics, ANZ proprietary data (including ANZ Business Outlook), data capability and infrastructure.

Telephone: +64 21 633 894
Email: kyle.uerata@anz.com



Natalie Denne
PA / Desktop Publisher

Business management, general enquiries, mailing lists, publications, chief economist's diary.

Telephone: +64 21 253 6808
Email: natalie.denne@anz.com



Important notice

This document is intended for ANZ's Institutional, Markets and Private Banking clients. It should not be forwarded, copied or distributed. The information in this document is general in nature, and does not constitute personal financial product advice or take into account your objectives, financial situation or needs.

This document may be restricted by law in certain jurisdictions. Persons who receive this document must inform themselves about and observe all relevant restrictions.

Disclaimer for all jurisdictions: This document is prepared and distributed in your country/region by either: Australia and New Zealand Banking Group Limited (ABN11 005 357 522) (**ANZ**); or its relevant subsidiary or branch (each, an **Affiliate**), as appropriate or as set out below.

This document is distributed on the basis that it is only for the information of the specified recipient or permitted user of the relevant website (**recipients**).

This document is solely for informational purposes and nothing contained within is intended to be an invitation, solicitation or offer by ANZ to sell, or buy, receive or provide any product or service, or to participate in a particular trading strategy.

Distribution of this document to you is only as may be permissible by the laws of your jurisdiction, and is not directed to or intended for distribution or use by recipients resident or located in jurisdictions where its use or distribution would be contrary to those laws or regulations, or in jurisdictions where ANZ would be subject to additional licensing or registration requirements. Further, the products and services mentioned in this document may not be available in all countries.

ANZ in no way provides any financial, legal, taxation or investment advice to you in connection with any product or service discussed in this document. Before making any investment decision, recipients should seek independent financial, legal, tax and other relevant advice having regard to their particular circumstances.

Whilst care has been taken in the preparation of this document and the information contained within is believed to be accurate, ANZ does not represent or warrant the accuracy or completeness of the information. Further, ANZ does not accept any responsibility to inform you of any matter that subsequently comes to its notice, which may affect the accuracy of the information in this document.

Preparation of this document and the opinions expressed in it may involve material elements of subjective judgement and analysis. Unless specifically stated otherwise: they are current on the date of this document and are subject to change without notice; and, all price information is indicative only. Any opinions expressed in this document are subject to change at any time without notice.

ANZ does not guarantee the performance of any product mentioned in this document. All investments entail a risk and may result in both profits and losses. Past performance is not necessarily an indicator of future performance. The products and services described in this document may not be suitable for all investors, and transacting in these products or services may be considered risky.

ANZ expressly disclaims any responsibility and shall not be liable for any loss, damage, claim, liability, proceedings, cost or expense (Liability) arising directly or indirectly and whether in tort (including negligence), contract, equity or otherwise out of or in connection with this document to the extent permissible under relevant law. Please note, the contents of this document have not been reviewed by any regulatory body or authority in any jurisdiction.

ANZ and its Affiliates may have an interest in the subject matter of this document. They may receive fees from customers for dealing in the products or services described in this document, and their staff and introducers of business may share in such fees or remuneration that may be influenced by total sales, at all times received and/or apportioned in accordance with local regulatory requirements. Further, they or their customers may have or have had interests or long or short positions in the products or services described in this document, and may at any time make purchases and/or sales in them as principal or agent, as well as act (or have acted) as a market maker in such products. This document is published in accordance with ANZ's policies on conflicts of interest and ANZ maintains appropriate information barriers to control the flow of information between businesses within it and its Affiliates.

Your ANZ point of contact can assist with any questions about this document including for further information on these disclosures of interest.

Country/region specific information: Unless stated otherwise, this document is distributed by Australia and New Zealand Banking Group Limited (**ANZ**).

Australia. ANZ holds an Australian Financial Services Licence no. 234527. For a copy of ANZ's Financial Services Guide please [click here](#) or request from your ANZ point of contact.

Brazil, Brunei, India, Japan, Kuwait, Malaysia, Switzerland, Taiwan. This document is distributed in each of these jurisdictions by ANZ on a cross-border basis.

European Economic Area (EEA): United Kingdom. ANZ is authorised in the United Kingdom by the Prudential Regulation Authority (**PRA**) and is subject to regulation by the Financial Conduct Authority (**FCA**) and limited regulation by the PRA. Details about the extent of our regulation by the PRA are available from us on request. This document is distributed in the United Kingdom by Australia and New Zealand Banking Group Limited ANZ solely for the information of persons who would come within the FCA definition of "eligible counterparty" or "professional client". It is not intended for and must not be distributed to any person who would come within the FCA definition of "retail client". Nothing here excludes or restricts any duty or liability to a customer which ANZ may have under the UK Financial Services and Markets Act 2000 or under the regulatory system as defined in the Rules of the Prudential Regulation Authority (**PRA**) and the FCA. ANZ is authorised in the United Kingdom by the PRA and is subject to regulation by the FCA and limited regulation by the PRA. Details about the extent of our regulation by the PRA are available from us on request.

Fiji. For Fiji regulatory purposes, this document and any views and recommendations are not to be deemed as investment advice. Fiji investors must seek licensed professional advice should they wish to make any investment in relation to this document.

Hong Kong. This publication is issued or distributed in Hong Kong by the Hong Kong branch of ANZ, which is registered at the Hong Kong Monetary Authority to conduct Type 1 (dealing in securities), Type 4 (advising on securities) and Type 6 (advising on corporate finance) regulated activities. The contents of this publication have not been reviewed by any regulatory authority in Hong Kong.

India. If this document is received in India, only you (the specified recipient) may print it provided that before doing so, you specify on it your name and place of printing.

Myanmar. This publication is intended to be general and part of ANZ's customer service and marketing activities when implementing its functions as a licensed bank. This publication is not Securities Investment Advice (as that term is defined in the Myanmar Securities Transaction Law 2013).

New Zealand. This document is intended to be of a general nature, does not take into account your financial situation or goals, and is not a personalised adviser service under the Financial Advisers Act 2008 (**FAA**).



Important notice

Oman. ANZ neither has a registered business presence nor a representative office in Oman and does not undertake banking business or provide financial services in Oman. Consequently ANZ is not regulated by either the Central Bank of Oman or Oman's Capital Market Authority. The information contained in this document is for discussion purposes only and neither constitutes an offer of securities in Oman as contemplated by the Commercial Companies Law of Oman (Royal Decree 4/74) or the Capital Market Law of Oman (Royal Decree 80/98), nor does it constitute an offer to sell, or the solicitation of any offer to buy non-Omani securities in Oman as contemplated by Article 139 of the Executive Regulations to the Capital Market Law (issued vide CMA Decision 1/2009). ANZ does not solicit business in Oman and the only circumstances in which ANZ sends information or material describing financial products or financial services to recipients in Oman, is where such information or material has been requested from ANZ and the recipient understands, acknowledges and agrees that this document has not been approved by the CBO, the CMA or any other regulatory body or authority in Oman. ANZ does not market, offer, sell or distribute any financial or investment products or services in Oman and no subscription to any securities, products or financial services may or will be consummated within Oman. Nothing contained in this document is intended to constitute Omani investment, legal, tax, accounting or other professional advice.

People's Republic of China (PRC). This document may be distributed by either ANZ or Australia and New Zealand Bank (China) Company Limited (**ANZ China**). Recipients must comply with all applicable laws and regulations of PRC, including any prohibitions on speculative transactions and CNY/CNH arbitrage trading. If this document is distributed by ANZ or an Affiliate (other than ANZ China), the following statement and the text below is applicable: No action has been taken by ANZ or any affiliate which would permit a public offering of any products or services of such an entity or distribution or re-distribution of this document in the PRC. Accordingly, the products and services of such entities are not being offered or sold within the PRC by means of this document or any other document. This document may not be distributed, re-distributed or published in the PRC, except under circumstances that will result in compliance with any applicable laws and regulations. If and when the material accompanying this document relates to the products and/or services of ANZ China, the following statement and the text below is applicable: This document is distributed by ANZ China in the Mainland of the PRC.

Qatar. This document has not been, and will not be:

- lodged or registered with, or reviewed or approved by, the Qatar Central Bank (**QCB**), the Qatar Financial Centre (**QFC**) Authority, QFC Regulatory Authority or any other authority in the State of Qatar (**Qatar**); or
- authorised or licensed for distribution in Qatar,

and the information contained in this document does not, and is not intended to, constitute a public offer or other invitation in respect of securities in Qatar or the QFC. The financial products or services described in this document have not been, and will not be:

- registered with the QCB, QFC Authority, QFC Regulatory Authority or any other governmental authority in Qatar; or
- authorised or licensed for offering, marketing, issue or sale, directly or indirectly, in Qatar.

Accordingly, the financial products or services described in this document are not being, and will not be, offered, issued or sold in Qatar, and this document is not being, and will not be, distributed in Qatar. The offering, marketing, issue and sale of the financial products or services described in this document and distribution of this document is being made in, and is subject to the laws, regulations and rules of, jurisdictions outside of Qatar and the QFC. Recipients of this document must abide by this restriction and not distribute this document in breach of this restriction. This document is being sent/issued to a limited number of institutional and/or sophisticated investors (i) upon their request and confirmation that they understand the statements above; and (ii) on the condition that it will not be provided to any person other than the original recipient, and is not for general circulation and may not be reproduced or used for any other purpose.

Singapore. This document is distributed in Singapore by the Singapore branch of ANZ solely for the information of "accredited investors", "expert investors" or (as the case may be) "institutional investors" (each term as defined in the Securities and Futures Act Cap. 289 of Singapore). ANZ is licensed in Singapore under the Banking Act Cap. 19 of Singapore and is exempted from holding a financial adviser's licence under Section 23(1)(a) of the Financial Advisers Act Cap. 100 of Singapore.

United Arab Emirates (UAE). This document is distributed in the UAE or the Dubai International Financial Centre (**DIFC**) (as applicable) by ANZ. This document does not, and is not intended to constitute: (a) an offer of securities anywhere in the UAE; (b) the carrying on or engagement in banking, financial and/or investment consultation business in the UAE under the rules and regulations made by the Central Bank of the UAE, the Emirates Securities and Commodities Authority or the UAE Ministry of Economy; (c) an offer of securities within the meaning of the Dubai International Financial Centre Markets Law (DIFCML) No. 12 of 2004; and (d) a financial promotion, as defined under the DIFCML No. 1 of 200. ANZ DIFC Branch is regulated by the Dubai Financial Services Authority (**DFSA**). ANZ DIFC Branch is regulated by the Dubai Financial Services Authority (**DFSA**). The financial products or services described in this document are only available to persons who qualify as "Professional Clients" or "Market Counterparty" in accordance with the provisions of the DFSA rules.

United States. Except where this is a FX-related document, this document is distributed in the United States by ANZ Securities, Inc. (**ANZ SI**) which is a member of the Financial Regulatory Authority (**FINRA**) (www.finra.org) and registered with the SEC. ANZSI's address is 277 Park Avenue, 31st Floor, New York, NY 10172, USA (Tel: +1 212 801 9160 Fax: +1 212 801 9163). ANZSI accepts responsibility for its content. Information on any securities referred to in this document may be obtained from ANZSI upon request. This document or material is intended for institutional use only – not retail. If you are an institutional customer wishing to effect transactions in any securities referred to in this document you must contact ANZSI, not its affiliates. ANZSI is authorised as a broker-dealer only for institutional customers, not for US Persons (as "US person" is defined in Regulation S under the US Securities Act of 1933, as amended) who are individuals. If you have registered to use this website or have otherwise received this document and are a US Person who is an individual: to avoid loss, you should cease to use this website by unsubscribing or should notify the sender and you should not act on the contents of this document in any way. Non-U.S. analysts: Non-U.S. analysts may not be associated persons of ANZSI and therefore may not be subject to FINRA Rule 2242 restrictions on communications with the subject company, public appearances and trading securities held by the analysts. Where this is an FX-related document, it is distributed in the United States by ANZ's New York Branch, which is also located at 277 Park Avenue, 31st Floor, New York, NY 10172, USA (Tel: +1 212 801 916 0 Fax: +1 212 801 9163).

Vietnam. This document is distributed in Vietnam by ANZ or ANZ Bank (Vietnam) Limited, a subsidiary of ANZ.

This document has been prepared by ANZ Bank New Zealand Limited, Level 26, 23-29 Albert Street, Auckland 1010, New Zealand, Ph 64 9 357 4094, e-mail nzeconomics@anz.com, <http://www.anz.co.nz>