

New Zealand Weekly Data Wrap

9 June 2023



This is not personal advice nor financial advice about any product or service. It does not take into account your financial situation or goals. Please refer to the Important Notice.



Contact us

See [page 5](#).

Forecast updates

Recent ANZ NZ Forecast Updates can be found [here](#).

- [NZ Forecast Update: milk price forecasts trimmed further](#)
- [NZ Property Focus: On the floor, ready to floor it?](#)
- [NZ Forecast Update: getting an extension](#)
- [NZ Forecast Update: milk price forecasts revised down](#)

Our other recent publications are on [page 2](#).

What's the view?

- GDP transitioning from acute supply constraints to a softening demand pulse.
- Labour market still tight, but expected to cool.
- Inflation way above target and looking sticky.
- OCR on hold at 5.50% until November 2023, then higher.

Our forecasts are on [page 4](#).

Confused by acronyms or jargon? See a glossary [here](#).

Key risks to our view



Global growth and financial market risks abound, as markets debate the rates outlook.



Soaring net migration could see house prices start to rise more quickly.



Booming migration plus fiscal stimulus could see inflation hold up for longer.



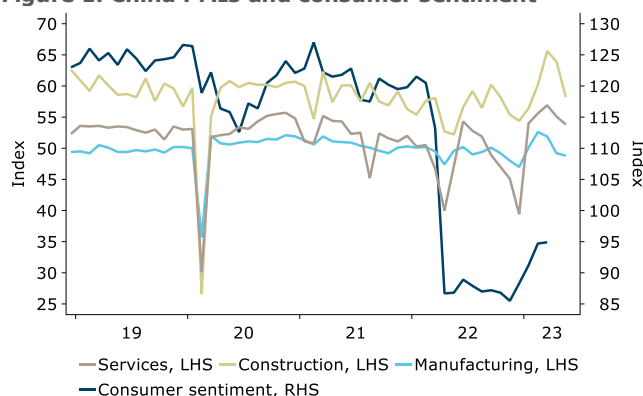
NZ's large external imbalances could see the market impose a more abrupt adjustment path.

China's slowdown could exacerbate NZ's

As the debate over whether central banks have done enough to quell inflation in advanced economies goes on, China's experience stands out as markedly different, with the economy facing the risk of deflation as growth momentum weakens. With China New Zealand's largest trading partner by far, it matters.

After unexpectedly declining in April, China's PMI readings again missed expectations in May. The survey suggested the contraction in manufacturing accelerated as both domestic and external demand softened, with excess capacity putting downward pressure on prices and dragging on profits. While the recovery in the services sector was ongoing in May, it stepped down in pace. Consumer sentiment is languishing, weighed down by weak wage growth and deteriorating labour market conditions (unemployment amongst 16-24yo is over 20%). Weaker confidence is driving precautionary saving and weighing heavily on property sales. Given the property sector's importance to the economy, improved growth prospects are likely contingent on a turnaround in the sector and a revival in consumption, with the two intrinsically linked. But a falling population is a long-term headwind to both land values and spending.

Figure 1. China PMIs and consumer sentiment



Source: CEMAC, CFLP, Macrobond, ANZ Research

On the plus side, weaker growth in China is supporting ongoing global goods disinflation. Earlier in the year, the reopening boost was seen as a key upside risk, but that hasn't materialised. China's consumer prices increased only 0.1% y/y in April, while producer prices are in outright decline, falling 3.6% y/y. Delivery times are declining and shipping costs have returned to pre-pandemic rates. The Fed's Global Supply Chain Pressure Index fell to its lowest level on record in May. Easing global inflation will help ease goods inflation in New Zealand across the second half of the year, seeing headline inflation fall.

However, weaker growth in your biggest trading partner can only ever be at best a mixed bag. The flipside is New Zealand's export prices haven't experienced the anticipated boost from China's reopening either. At this week's Global Dairy Trade auction the Index fell 0.9%, and whole milk powder tumbled 3.0% as buying from China eased. Reflecting concerns about China's growth outlook, this week we revised down our 2023/24 season [farmgate milk price forecast](#) 25c to \$8.25/kg MS.

Weaker consumer sentiment in China also adds risk to the recovery in tourism. Overseas visitor arrivals reached 68% of pre-COVID levels in March, but arrivals from China, our second-largest market pre-COVID, only reached 18%, although that's up from only 8% in February. While the recovery is in the early stages, China's weaker outlook adds some downside risk. Weaker export returns are bad news for the current account, with improvement in both the goods and services deficits needed to offset the widening income deficit.



Looking ahead



NZ Insights and Analysis

ANZ produces a range of in-depth insights.

- [NZ Property Focus: On the floor, ready to floor it?](#)
- [NZ Insight: divergence across the Tasman, recession for NZ but not for Oz](#)
- [NZ Economic Outlook: moving parts](#)
- [NZ Agri Focus: a further lift required](#)
- [NZ Insight: Inflation rotation](#)
- [NZ Insight: inflationary risks from Gabrielle](#)
- [NZ Insight: RBA/RBNZ policy divergence back in the spotlight](#)



NZ Economic News

View latest data and policy releases

- [RBNZ MPS Review: as you were](#)
- [NZ CPI Review: relatively good, absolutely bad](#)
- [NZ GDP: something for everyone](#)
- [NZ labour market: still super-tight in Q1](#)
- [NZ REINZ housing data: green shoots or false floor](#)
- [NZ Budget 2023 brings the bonds](#)

[Click here for more.](#)



ANZ Proprietary data

Check out our latest releases below.

- [ANZ Business Outlook](#)
- [ANZ-Roy Morgan Consumer Confidence](#)
- [ANZ Truckometer](#)
- [ANZ Commodity Price Index](#)

Many moving parts

Next week brings a blockbuster data flow, chief among them Q1 GDP (released on Thursday). We've pencilled in a 0.2% q/q expansion, as strong population growth more than offsets disruption from Cyclone Gabrielle. While the economy is certainly slowing in response to higher interest rates, we think part of the weakness in GDP growth can still be explained by lingering supply constraints.

The recent surge in migration has seen population growth come in strong for the quarter, lifting 0.7% q/q compared to its post-1987 average of 0.3% q/q. That's supporting economic activity at the aggregate level. But with population growth outpacing economic growth in our forecast, headline GDP growth masks the economy being in a per-capita recession. That's indicative of slowing economic momentum.

Disruption from Cyclone Gabrielle was also apparent in the partial Q1 GDP indicators, which complicates the overall picture. The regional cuts of the retail trade survey and building work put in place data both suggested activity was softer in cyclone-affected regions. Those impacts are temporary, however, and to the extent that weak growth in Q1 is a result of cyclone impacts, there should be some payback in Q2.

All up, economic growth looks fairly soft for Q1 and while that's a reflection of higher interest rates cooling demand, we think it's also, in part, a reflection of ongoing capacity constraints in the economy, particularly labour shortages. There's also the challenge of ongoing data volatility, which means we will sigh rather than gasp if we're 'surprised' on the day.

The RBNZ has indicated that it's a fairly high bar for them to diverge from their plan to 'watch, worry, and wait,' and we don't see it as likely that Q1 GDP will clear that bar. That said, we do think the RBNZ will be back in hiking mode by November. By then, we think evidence that sticky domestic inflation risks are materialising will be a lot stronger. While the Q1 GDP data may not highlight those risks, next week also brings REINZ housing market data for May and April's migration numbers, both of which we will be watching closely.

On Wednesday, Balance of Payments data are also released. We're expecting the annual current account deficit narrowed to 8.7% of GDP from the record-wide 8.9% of GDP in Q4. While a narrowing in the deficit is good news, the level remains far too high.

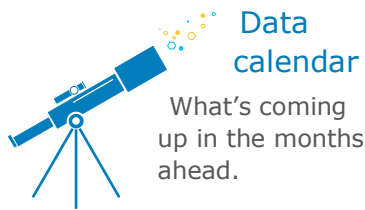
The wide current account deficit reflects several factors. Demand for imports has been strong, while poor weather and labour shortages have constrained export revenue, keeping pressure on the goods deficit. The recovery in tourism is supporting a narrowing of the services deficit, but New Zealanders are also returning to holiday overseas and there's still a long way to go for the services exports to catch up with services imports. Finally, higher global interest rates are putting downward pressure on the income deficit. With previous current account deficits flowing through to a higher stock of external debt, the income deficit is expected to continue to widen over coming years.

A recovery in services exports and softening import demand are therefore crucial to bring about the return of the current account deficit to a more sustainable level. We do expect the cyclical uplift in import demand across the pandemic to unwind as the domestic economy cools, but there are also structural factors at play, as the closure of the Marsden Pt refinery has seen refined petroleum product imports surge.

New Zealand's external imbalance shows that high inflation isn't the only reason to get the economy back onto a sustainable path through monetary tightening and fiscal consolidation. The path to something more sustainable isn't a fun one (as it involves weaker domestic demand), but medium-term macroeconomic stability is at stake.



Financial markets update



Date	Data/event
Mon 12 Jun (10:45am)	Electronic Card Transactions – May
Tue 13 Jun (10:45am)	Net Migration – Apr
Wed 14 Jun (09:00am)	REINZ Housing Data – May
Wed 14 Jun (10:45am)	Current Account – Q1
Wed 14 Jun (12:00pm)	Food Price Index – May
Wed 14 Jun (12:00pm)	Rental Price Index – May
Thu 15 Jun (10:45am)	GDP – Q1
Fri 16 Jun (10:30am)	BusinessNZ Manuf PMI – May
Mon 19 Jun (10:30am)	Performance Services Index – May
Wed 21 Jun (early am)	GlobalDairyTrade auction
Thu 22 Jun (10:45am)	Merchandise Trade – May
Fri 23 Jun (10:00am)	ANZ Truckometer – May
Thu 29 Jun (1:00pm)	ANZ Business Outlook – Jun
Fri 30 Jun (10:00am)	ANZ-RM Consumer Confidence – Jun
Mon 3 Jul (10:45am)	Building Permits – May
Tue 4 Jul (10:00am)	NZIER QSBO – Q2
Wed 5 Jul (early am)	GlobalDairyTrade auction
Wed 5 Jul (1:00pm)	ANZ Commodity Price Index – Jun
Tue 11 Jul (10:45am)	Electronic Card Transactions – Jun
Wed 12 Jul (10:45am)	Net Migration – May
Wed 12 Jul (2:00pm)	RBNZ MPR
Thu 13 Jul (10:45am)	Food Price Index – Jun
Thu 13 Jul (10:45am)	Rental Price Index – Jun
Mon 17 Jul (10:30am)	Performance Services Index – Jun
Wed 19 Jul (early am)	GlobalDairyTrade auction
Wed 19 Jul (10:45am)	CPI – Q2
Mon 24 Jul (10:45am)	Merchandise Trade – Jun

Interest rate markets

Global interest rates have had a volatile week, with short-end rates rising across the dollar bloc following surprise rate hikes by the RBA and Bank of Canada. Although we expected the RBA to hike, few others in the market did. That, coupled with the RBA's hawkish tone, saw markets move to price in more hikes, and that's been felt here. For our part, we think the RBNZ is "dug in" for now. They are clearly comfortable with the OCR here. They are now in watch, worry and wait mode, and will assess a body of data over the next few months before making their next move. Rates may drift off if next week's GDP data disappoints, but we think it's too soon to call "mission accomplished". We still expect at least one more hike after the election, and as such remain guarded about the prospect of short-end rates falling sustainably. Global bond yields are higher but have come back following a spike in US jobless claims overnight, and volatility is higher than normal ahead of next week's US CPI data and key Fed decision.

FX markets

Kiwi price action remains defensive, and it has yet to recover from its post-MPS hit. We had been expecting carry to support it, but with NZ and US rates on a par, just as being long Kiwi is a cheap way to short the USD, it doesn't cost anything (from a carry perspective) to be short the Kiwi. And markets are getting worried about New Zealand's external imbalances.

Key data summary

ANZ Commodity Price Index – May. The ANZ World [Commodity Price Index](#) lifted 0.3% in May despite the China slowdown impacting returns for some export products.

GlobalDairyTrade auction. The GDT Price index fell a further 0.9%, defying market expectations of a more positive result. Whole milk powder fell 3.0%, skim milk powder prices were stable, and milkfat products posted gains.

Economic Survey of Manufacturing – Q1. Fell 2.1% q/q, weaker than expected.

The week ahead

Electronic Card Transactions – May (Monday 12 June, 10:45am). ANZ card spend data suggests a 1.3% m/m decline.

Net Migration - April (Tuesday 13 June, 10:45am). Very strong net inflows recently mean we'll be reviewing our forecast assumption when we update our activity outlook after the Q1 GDP release.

REINZ House Prices – May (Wednesday 14 June, 9:00am). We called a floor in our latest [Property Focus](#), but near-term volatility wouldn't surprise.

Current Account Balance – Q1 (Wednesday 14 June, 10.45am). We expect the deficit to narrow to 8.7% of GDP, but historical revisions present risk – read our [preview](#) here.

Food Prices – May (Wednesday 14 June, 12:00pm). We've pencilled in another 0.5% m/m lift.

Rental Price Index – May (Wednesday 14 June, 12:00pm). We're expecting the stock measure to rise 0.4% m/m.

GDP – Q1 (Thursday 15 June, 10.45am). We're expecting that the economy expanded 0.2% q/q in Q1 – read our [preview](#) here.

Performance of Manufacturing Index – May (Friday 16 June, 10:30am). Printed at 49.1 in April. Another print below 50 would be consistent with our outlook.



Key forecasts and rates

	Actual			Forecast (end month)					
	Apr-23	May-23	Today	Jun-23	Sep-23	Dec-23	Mar-24	Jun-24	Sep-24
FX rates									
NZD/USD	0.618	0.601	0.610	0.620	0.620	0.630	0.650	0.650	0.650
NZD/AUD	0.935	0.927	0.908	0.912	0.912	0.900	0.903	0.890	0.890
NZD/EUR	0.561	0.562	0.565	0.559	0.554	0.553	0.560	0.551	0.542
NZD/JPY	84.3	84.1	84.7	80.6	78.7	78.1	79.3	78.0	76.7
NZD/GBP	0.492	0.486	0.485	0.488	0.484	0.485	0.492	0.485	0.478
NZ\$ TWI	70.4	69.9	70.3	69.6	68.8	68.7	70.0	69.4	69.0
Interest rates									
NZ OCR	5.25	5.50	5.50	5.50	5.50	5.75	5.75	5.75	5.75
NZ 90 day bill	5.56	5.69	5.69	5.60	5.77	5.85	5.85	5.85	5.68
NZ 2-yr swap	5.05	5.20	5.36	5.42	5.48	5.21	4.97	4.73	4.48
NZ 10-yr bond	4.09	4.29	4.53	4.50	4.40	4.30	4.00	4.00	4.00

Economic forecasts

	Dec-22	Mar-23	Jun-23	Sep-23	Dec-23	Mar-24	Jun-24	Sep-24	Dec-24
GDP (% qoq)	-0.6	0.2	0.3	-0.3	-0.6	-0.2	0.1	0.3	0.3
GDP (% yoy)	2.2	2.9	1.6	-0.4	-0.4	-0.8	-1.0	-0.4	0.5
CPI (% qoq)	1.4	1.2	1.1	2.0	0.7	0.8	0.5	0.8	0.5
CPI (% yoy)	7.2	6.7	6.1	5.9	5.2	4.7	4.0	2.8	2.6
Employment (% qoq)	0.5	0.8	0.3	-0.4	-0.4	-0.4	-0.1	0.1	0.2
Employment (% yoy)	1.6	2.5	2.8	1.2	0.3	-0.9	-1.3	-0.8	-0.2
Unemployment Rate (% sa)	3.4	3.4	3.5	4.0	4.4	5.0	5.2	5.3	5.4

Figures in bold are forecasts. mom: Month-on-Month; qoq: Quarter-on-Quarter; yoy: Year-on-Year. [Click here](#) for full ANZ forecasts

Figure 2. GDP level

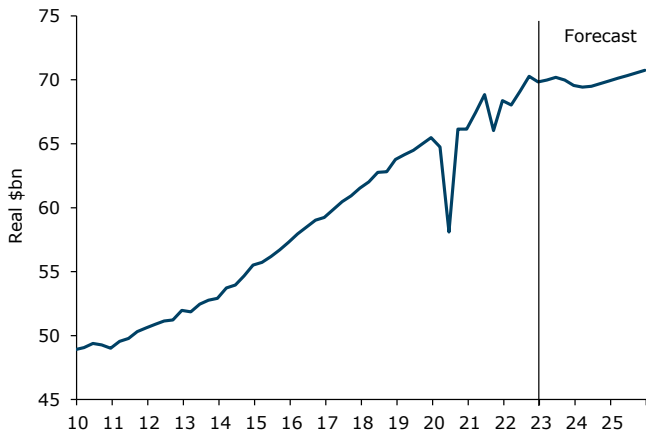


Figure 3. CPI inflation components

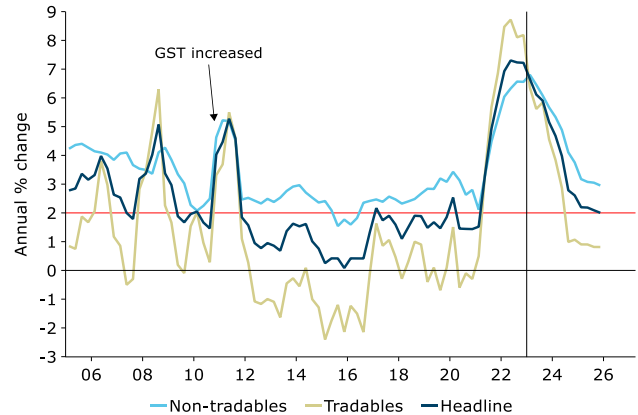


Figure 4. OCR forecast

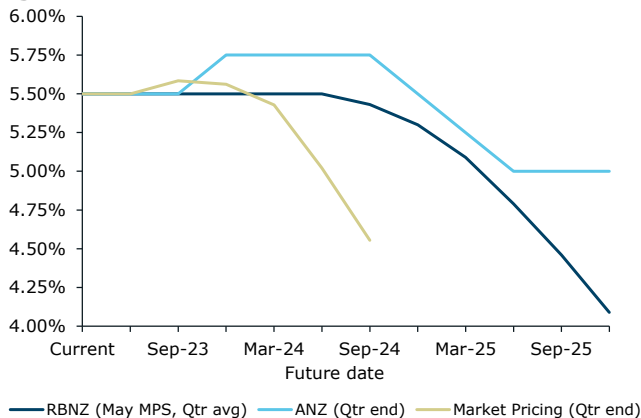
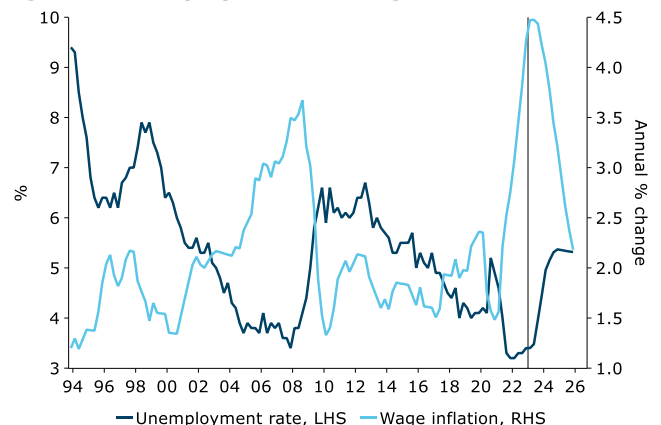


Figure 5. Unemployment and wage inflation



Source: Stats NZ, Bloomberg, RBNZ, Macrobond, ANZ Research



Contact us

Meet the team

We welcome your questions and feedback. Click [here](#) for more information about our team.



Sharon Zollner
Chief Economist

Follow Sharon on Twitter
[@sharon_zollner](#)

Telephone: +64 9 357 4094
Email: sharon.zollner@anz.com

General enquiries:
research@anz.com

Follow ANZ Research
[@ANZ_Research](#) (global)



David Croy
Senior Strategist

Market developments, interest rates, FX, unconventional monetary policy, liaison with market participants.

Telephone: +64 4 576 1022
Email: david.croy@anz.com



Susan Kilsby
Agricultural Economist

Primary industry developments and outlook, structural change and regulation, liaison with industry.

Telephone: +64 21 633 469
Email: susan.kilsby@anz.com



Miles Workman
Senior Economist

Macroeconomic forecast co-ordinator, fiscal policy, economic risk assessment and credit developments.

Telephone: +64 21 661 792
Email: miles.workman@anz.com



Henry Russell
Economist

Macroeconomic forecasting, economic developments, labour market dynamics, inflation and monetary policy.

Telephone: +64 21 629 553
Email: henry.russell@anz.com



Kyle Uerata
Economic Statistician

Economic statistics, ANZ proprietary data (including ANZ Business Outlook), data capability and infrastructure.

Telephone: +64 21 633 894
Email: kyle.uerata@anz.com



Natalie Denne
PA / Desktop Publisher

Business management, general enquiries, mailing lists, publications, chief economist's diary.

Telephone: +64 21 253 6808
Email: natalie.denne@anz.com

Important notice

Last updated: 18 April 2023

The opinions and research contained in this document (which may be in the form of text, image, video or audio) are (a) not personal financial advice nor financial advice about any product or service; (b) provided for information only; and (c) intended to be general in nature and do not take into account your financial situation or goals.

This document may be restricted by law in certain jurisdictions. Persons who receive this document must inform themselves about and observe all relevant restrictions.

Disclaimer for all jurisdictions: This document is prepared by ANZ Bank New Zealand Limited (ANZ Centre, 23-29 Albert Street, Auckland 1010, New Zealand). This document is distributed in your country/region by Australia and New Zealand Banking Group Limited (ABN11 005 357 522) (**ANZ**), a company incorporated in Australia or (if otherwise stated), by its subsidiary or branch (herein collectively referred to as **ANZ Group**). The views expressed in this document are those of ANZ Economics and Markets Research, an independent research team of ANZ Bank New Zealand Limited.

This document is distributed on the basis that it is only for the information of the specified recipient or permitted user of the relevant website (**recipients**).

This document is solely for informational purposes and nothing contained within is intended to be an invitation, solicitation or offer by ANZ Group to sell, or buy, receive or provide any product or service, or to participate in a particular trading strategy.

Distribution of this document to you is only as may be permissible by the laws of your jurisdiction, and is not directed to or intended for distribution or use by recipients resident or located in jurisdictions where its use or distribution would be contrary to those laws or regulations, or in jurisdictions where ANZ Group would be subject to additional licensing or registration requirements. Further, any products and services mentioned in this document may not be available in all countries.

ANZ Group in no way provides any personal financial, legal, taxation or investment advice to you in connection with any product or service discussed in this document. Before making any investment decision, recipients should seek independent financial, legal, tax and other relevant advice having regard to their particular circumstances.

Whilst care has been taken in the preparation of this document and the information contained within is believed to be accurate, ANZ Group does not represent or warrant the accuracy or completeness of the information, except with respect to information concerning ANZ Group. Further, ANZ Group does not accept any responsibility to inform you of any matter that subsequently comes to its notice, which may affect the accuracy of the information in this document.

Preparation of this document and the opinions expressed in it may involve material elements of subjective judgement and analysis. Unless specifically stated otherwise: they are current on the date of this document and are subject to change without notice; and, all price information is indicative only. Any opinions expressed in this document are subject to change at any time without notice.

ANZ Group does not guarantee the performance of any product mentioned in this document. All investments entail a risk and may result in both profits and losses. Past performance is not necessarily an indicator of future performance. Any products and services described in this document may not be suitable for all investors, and transacting in these products or services may be considered risky.

ANZ Group expressly disclaims any responsibility and shall not be liable for any loss, damage, claim, liability, proceedings, cost or expense (**Liability**) arising directly or indirectly and whether in tort (including negligence), contract, equity or otherwise out of or in connection with this document to the extent permissible under relevant law. Please note, the contents of this document have not been reviewed by any regulatory body or authority in any jurisdiction.

ANZ Group may have an interest in the subject matter of this document. They may receive fees from customers for dealing in any products or services described in this document, and their staff and introducers of business may share in such fees or remuneration that may be influenced by total sales, at all times received and/or apportioned in accordance with local regulatory requirements. Further, they or their customers may have or have had interests or long or short positions in any products or services described in this document, and may at any time make purchases and/or sales in them as principal or agent, as well as act (or have acted) as a market maker in such products. This document is published in accordance with ANZ Group's policies on conflicts of interest and ANZ Group maintains appropriate information barriers to control the flow of information between businesses within the group.

Your ANZ Group point of contact can assist with any questions about this document including for further information on these disclosures of interest.

Australia. ANZ holds an Australian Financial Services licence no. 234527. For a copy of ANZ's Financial Services Guide please [click here](#) or request from your ANZ point of contact.

Brazil. This document is distributed on a cross border basis and only following request by the recipient. No securities are being offered or sold in Brazil under this document, and no securities have been and will not be registered with the Securities Commission - CVM.

Brunei, Japan, Kuwait, Malaysia, Switzerland, Taiwan. This document is distributed in each of these jurisdictions by ANZ on a cross-border basis.

Cambodia. The information contained in this document is confidential and is provided solely for your use upon your request.

This does not constitute or form part of an offer or solicitation of any offer to engage services, nor should it or any part of it form the basis of, or be relied in any connection with, any contract or commitment whatsoever. ANZ does not have a licence to undertake banking operations or securities business or similar business, in Cambodia. By requesting financial services from ANZ, you agree, represent and warrant that you are engaging our services wholly outside of Cambodia and subject to the laws of the contract governing the terms of our engagement.

Canada. This document is general information only, is intended for institutional use only – not retail, and is not meant to be tailored to the needs and circumstances of any recipient. In addition, this document is not intended to be an offer or solicitation to purchase or sell any security or other financial instrument or to employ a specific investment strategy.

Chile. You understand and agree that ANZ is not regulated by Chilean Authorities and that the provision of this document is not subject to any Chilean supervision and is not guaranteed by any regulatory or governmental agency in Chile.

Fiji. For Fiji regulatory purposes, this document and any views and recommendations are not to be deemed as investment advice. Fiji investors must seek licensed professional advice should they wish to make any investment in relation to this document.

Hong Kong. This document is issued or distributed in Hong Kong by the Hong Kong branch of ANZ, which is registered at the Hong Kong Monetary Authority to conduct Type 1 (dealing in securities), Type 4 (advising on securities) and Type 6 (advising on corporate finance) regulated activities. The contents of this document have not been reviewed by any regulatory authority in Hong Kong. If you are in any doubt about any of the contents of this document, you should obtain independent professional advice.

India. If this document is received in India, only you (the specified recipient) may print it provided that before doing so, you specify on it your name and place of printing.

Israel. ANZ is not a holder of a licence granted in Israel pursuant to the Regulation of Investment Advising, Investment Marketing and Portfolio Management Law, 1995 ("Investment Advice Law") and does not hold the insurance coverage required of a licensee pursuant to the Investment Advice Law. This publication has been prepared exclusively for Qualified Clients as such term is defined in the First Schedule to the Investment Advice Law. As a prerequisite to the receipt of a copy of this publication a recipient will be required to provide confirmation and evidence that it is a Qualified Client. Nothing in this publication should be considered Investment Advice or Investment Marketing as defined in the Investment Advice Law. Recipients are encouraged to seek competent investment advice from a locally licensed investment adviser prior to making any investment.

Macau. Click [here](#) to read the disclaimer for all jurisdictions in Mandarin. 澳门。点击[此处](#)阅读所有司法管辖区的免责声明的中文版。

Myanmar. This document is intended to be general and part of ANZ's customer service and marketing activities when implementing its functions as a licensed bank. This document is not Securities Investment Advice (as that term is defined in the Myanmar Securities Transaction Law 2013).

Important notice

New Zealand. This document is distributed in New Zealand by ANZ Bank New Zealand Limited. The material is for information purposes only and is not financial advice about any product or service. We recommend you seek advice about your financial situation and goals before acquiring or disposing of (or not acquiring or disposing of) a financial product.

Oman. ANZ neither has a registered business presence nor a representative office in Oman and does not undertake banking business or provide financial services in Oman. Consequently ANZ is not regulated by either the Central Bank of Oman (**CBO**) or Oman's Capital Market Authority (**CMA**). The information contained in this document is for discussion purposes only and neither constitutes an offer of securities in Oman as contemplated by the Commercial Companies Law of Oman (Royal Decree 4/74) or the Capital Market Law of Oman (Royal Decree 80/98), nor does it constitute an offer to sell, or the solicitation of any offer to buy non-Omani securities in Oman as contemplated by Article 139 of the Executive Regulations to the Capital Market Law (issued vide CMA Decision 1/2009). ANZ does not solicit business in Oman and the only circumstances in which ANZ sends information or material describing financial products or financial services to recipients in Oman, is where such information or material has been requested from ANZ and the recipient understands, acknowledges and agrees that this document has not been approved by the CBO, the CMA or any other regulatory body or authority in Oman. ANZ does not market, offer, sell or distribute any financial or investment products or services in Oman and no subscription to any securities, products or financial services may or will be consummated within Oman. Nothing contained in this document is intended to constitute Omani investment, legal, tax, accounting or other professional advice.

People's Republic of China (PRC). This document may be distributed by either ANZ or Australia and New Zealand Bank (China) Company Limited (**ANZ China**). Recipients must comply with all applicable laws and regulations of PRC, including any prohibitions on speculative transactions and CNY/CNH arbitrage trading. If this document is distributed by ANZ or an Affiliate (other than ANZ China), the following statement and the text below is applicable: No action has been taken by ANZ or any affiliate which would permit a public offering of any products or services of such an entity or distribution or re-distribution of this document in the PRC. So, the products and services of such entities are not being offered or sold within the PRC by means of this document or any other document. This document may not be distributed, re-distributed or published in the PRC, except under circumstances that will result in compliance with any applicable laws and regulations. If and when the material accompanying this document relates to the products and/or services of ANZ China, the following statement and the text below is applicable: This document is distributed by ANZ China in the Mainland of the PRC.

Peru. The information contained in this document has not been, and will not be, registered with or approved by the Peruvian Superintendency of the Securities Market (Superintendencia del Mercado de Valores, **SMV**) or the Lima Stock Exchange (Bolsa de Valores de Lima, **BVL**) or under the Peruvian Securities Market Law (Legislative Decree 6 861), and will not be subject to Peruvian laws applicable to public offerings in Peru. To the extent this information refers to any securities or interests, it should be noted the securities or interests may not be offered or sold in Peru, except if (i) such securities or interests were previously registered with the Peruvian Superintendency of the Securities Market, or (ii) such offering is considered a private offering in Peru under the securities laws and regulation of Peru.

Qatar. This document has not been, and will not be:

- lodged or registered with, or reviewed or approved by, the Qatar Central Bank (**QCB**), the Qatar Financial Centre (**QFC**) Authority, QFC Regulatory Authority or any other authority in the State of Qatar (**Qatar**); or
- authorised or licensed for distribution in Qatar, and the information contained in this document does not, and is not intended to, constitute a public offer or other invitation in respect of securities in Qatar or the QFC.

The financial products or services described in this document have not been, and will not be:

- registered with the QCB, QFC Authority, QFC Regulatory Authority or any other governmental authority in Qatar; or
- authorised or licensed for offering, marketing, issue or sale, directly or indirectly, in Qatar.

Accordingly, the financial products or services described in this document are not being, and will not be, offered, issued or sold in Qatar, and this document is not being, and will not be, distributed in Qatar. The offering, marketing, issue and sale of the financial products or services described in this document and distribution of this document is being made in, and is subject to the laws, regulations and rules of, jurisdictions outside of Qatar and the QFC. Recipients of this document must abide by this restriction and not distribute this document in breach of this restriction. This document is being sent/issued to a limited number of institutional and/or sophisticated investors (i) upon their request and confirmation that they understand the statements above; and (ii) on the condition that it will not be provided to any person other than the original recipient, and is not for general circulation and may not be reproduced or used for any other purpose.

Singapore. To the extent that this document contains any statements of opinion and/or recommendations related to an investment product or class of investment product (as defined in the Financial Advisers Act 2001), this document is distributed in Singapore by ANZ solely for the information of "accredited investors", "expert investors" or (as the case may be) "institutional investors" (each term as defined in the Securities and Futures Act 2001 of Singapore). ANZ is licensed in Singapore under the Banking Act 1970 of Singapore and is exempted from holding a financial adviser's licence under Section 23(1)(a) of the Financial Advisers Act 2001 of Singapore. In respect of any matters arising from, or in connection with, the distribution of this document in Singapore, please speak to your usual ANZ contact in Singapore.

United Arab Emirates (UAE). This document is distributed in the UAE or the Dubai International Financial Centre (**DIFC**) (as applicable) by ANZ. This document does not, and is not intended to constitute: (a) an offer of securities anywhere in the UAE; (b) the carrying on or engagement in banking, financial and/or investment consultation business in the UAE under the rules and regulations made by the Central Bank of the UAE, the Emirates Securities and Commodities Authority or the UAE Ministry of Economy; (c) an offer of securities within the meaning of the Dubai International Financial Centre Markets Law (**DIFCML**) No. 12 of 2004; and (d) a financial promotion, as defined under the DIFCML No. 1 of 200. ANZ DIFC Branch is regulated by the Dubai Financial Services Authority (**DFSA**). The financial products or services described in this document are only available to persons who qualify as "Professional Clients" or "Market Counterparty" in accordance with the provisions of the DFSA rules.

United Kingdom. This document is distributed in the United Kingdom by Australia and New Zealand Banking Group Limited (**ANZ**) solely for the information of persons who would come within the Financial Conduct Authority (**FCA**) definition of "eligible counterparty" or "professional client". It is not intended for and must not be distributed to any person who would come within the FCA definition of "retail client". Nothing here excludes or restricts any duty or liability to a customer which ANZ may have under the UK Financial Services and Markets Act 2000 or under the regulatory system as defined in the Rules of the Prudential Regulation Authority (**PRA**) and the FCA. ANZ considers this document to constitute an Acceptable Minor Non-Monetary Benefits (**AMNMB**) under the relevant inducement rules of the FCA. ANZ is authorised in the United Kingdom by the PRA and is subject to regulation by the FCA and limited regulation by the PRA. Details about the extent of our regulation by the PRA are available from us on request.

United States. Except where this is a FX-related document, this document is distributed in the United States by ANZ Securities, Inc. (**ANZ SI**) which is a member of the Financial Regulatory Authority (**FINRA**) (www.finra.org) and registered with the SEC. ANZSI's address is 277 Park Avenue, 31st Floor, New York, NY 10172, USA (Tel: +1 212 801 9160 Fax: +1 212 801 9163). ANZSI accepts responsibility for its content. Information on any securities referred to in this document may be obtained from ANZSI upon request. This document or material is intended for institutional use only – not retail. If you are an institutional customer wishing to effect transactions in any securities referred to in this document you must contact ANZSI, not its affiliates. ANZSI is authorised as a broker-dealer only for institutional customers, not for US Persons (as "US person" is defined in Regulation S under the US Securities Act of 1933, as amended) who are individuals. If you have registered to use our website or have otherwise received this document and are a US Person who is an individual: to avoid loss, you should cease to use our website by unsubscribing or should notify the sender and you should not act on the contents of this document in any way. Non-U.S. analysts may not be associated persons of ANZSI and therefore may not be subject to FINRA Rule 2242 restrictions on communications with the subject company, public appearances and trading securities held by the analysts. Where this is a FX-related document, it is distributed in the United States by ANZ's New York Branch, which is also located at 277 Park Avenue, 31st Floor, New York, NY 10172, USA (Tel: +1 212 801 916 0 Fax: +1 212 801 9163).

Vietnam. This document is distributed in Vietnam by ANZ or ANZ Bank (Vietnam) Limited, a subsidiary of ANZ.