

# New Zealand Weekly Data Wrap

21 July 2023



This is not personal advice nor financial advice about any product or service. It does not take into account your financial situation or goals. Please refer to the Important Notice.



Contact us

See [page 5](#).

## Forecast updates

Recent ANZ NZ Forecast Updates can be found [here](#).

- [NZ Forecast Update: milk price forecast drops sharply](#)
- [NZ Forecast Update: the much-needed adjustment](#)
- [NZ Forecast Update: milk price forecasts trimmed further](#)
- [NZ Property Focus: On the floor, ready to floor it?](#)

Our other recent publications are on [page 2](#).

## What's the view?

- GDP transitioning from acute supply constraints to a softening demand pulse.
- Labour market still tight, but expected to cool.
- Inflation way above target and looking sticky.
- OCR on hold at 5.50% until November 2023, then higher.

Our forecasts are on [page 4](#).

Confused by acronyms or jargon? See a glossary [here](#).

### Key risks to our view



Global growth and financial market risks persist, as markets debate the rates outlook.



Soaring net migration could see rents and house prices start to rise more quickly.



Booming migration plus fiscal stimulus could see demand hold up for longer.



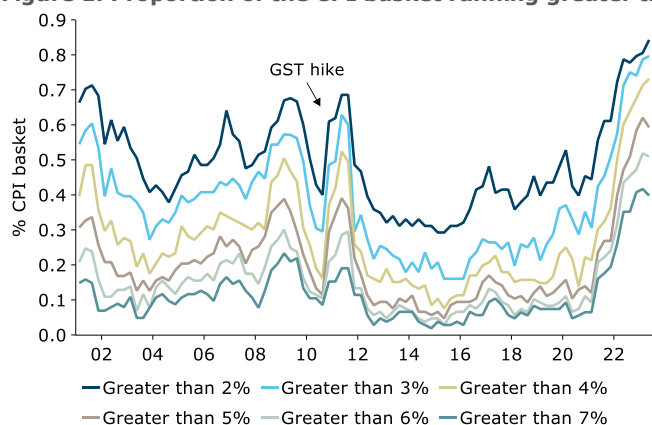
NZ's large external imbalances could see the market impose a more abrupt adjustment path.

## Details of Q2 CPI unlikely to give the RBNZ much comfort

While headline inflation was in line with the RBNZ's May MPS forecast, [the details](#) of the release were on the more worrying side. Non-tradables inflation (the domestic and potentially sticky kind) came in stronger than their forecast (1.3% q/q vs 1.0% expected). Core measures of inflation were mixed, but the entire suite of core measures is still running way too high. The RBNZ's own Sectoral Factor Model of core inflation moved sideways in Q2 at a whopping 5.8%, with upwards revisions to history suggesting there has been no progress on the core inflation front since it first touched this level in Q4 2022.

While the drop in headline inflation is certainly welcome news, there was some evidence in the details to suggest inflation could be 'normalising' above the RBNZ's 2% target midpoint – which is ultimately the RBNZ's biggest fear. While some of the more extreme rises are now becoming less frequent, the proportion of the CPI basket running greater than 2% y/y lifted further in Q2 to 84% (figure 1).

Figure 1. Proportion of the CPI basket running greater than X% y/y



Source: Stats NZ, Macrobond, ANZ Research

Ultimately, sticky domestic inflation risks are going to remain a big worry for the RBNZ for as long as the labour market is unsustainably hot, with high labour cost inflation passing through to consumer prices. The Q2 labour market data is published 2 August – we'll get our Preview out next week. At the current juncture, we're not seeing material risks around our (and the RBNZ's) forecast for the unemployment rate to come in at 3.5%, but we'll firm this up next week. But we think the hurdle for the RBNZ to deviate from its relatively fresh 'on hold' strategy before November is high. So far, the RBNZ will be going into the August MPS with weaker GDP than expected, but a stronger housing impulse (adding upside risk to the activity outlook), and stronger-than-expected domestic inflation.

In other news this week, [we have revised down our farmgate milk price forecast](#) for the 2023-24 season by 50c to \$7.75/kg milksolid. Global demand for dairy products has been impacted by deteriorating economic conditions affecting consumer demand, particularly in China. Our forecast for 2022-23 remains at \$8.20/kg milksolid.

This week we introduced a new publication: [ANZ NZ Merchant and Card Spending](#), a monthly chartpack showing the annual change in nominal merchant spend using ANZ data. There's plenty of nuance and insight to be gained, as we can cut the data into more disaggregated categories than is typically available. Enjoy.



## Looking ahead



### NZ Insights and Analysis

ANZ produces a range of in-depth insights.

- NZ Property Focus: sure to rise?
- NZ ETS Review: public consultation on options
- NZ Agri Focus: winter chill
- NZ Property Focus: On the floor, ready to floor it?
- NZ Insight: divergence across the Tasman, recession for NZ but not for Oz
- NZ Economic Outlook: moving parts
- NZ Agri Focus: a further lift required
- NZ Insight: Inflation rotation
- NZ Insight: inflationary risks from Gabrielle
- NZ Insight: RBA/RBNZ policy divergence back in the spotlight



### NZ Economic News

View latest data and policy releases

- NZ GDP: Cyclone nudges NZ into recession
- NZ REINZ housing data: going up
- RBNZ MPR Review: nothing to see here
- NZ CPI Review: Not a good news day after all
- NZ labour market: still super-tight in Q1
- NZ Budget 2023 brings the bonds

[Click here for more.](#)



### ANZ Proprietary data

Check out our latest releases below.

- ANZ Business Outlook
- ANZ-Roy Morgan Consumer Confidence
- ANZ Truckometer
- ANZ Commodity Price Index
- ANZ NZ Merchant and Card Spending: June 2023

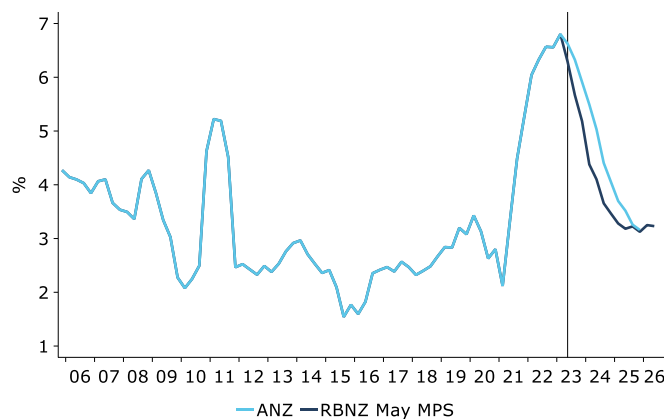
### Updating our CPI forecasts

With the Q2 CPI data now in the bag, we have updated our outlook. Broadly, the Q2 release was close enough to our expectation that it doesn't warrant a wholesale change to our medium-term outlook. While the starting point suggests slightly higher annual non-tradables in the near term, and slightly weaker tradables than previously, the implications for medium-term inflation appear limited.

We now expect annual inflation to decline only slightly in Q3, from 6.0% y/y in Q2 to 5.8% y/y (previously 5.6%). That, in part, reflects temporary price increases from the unwind of subsidies to the fuel excise duty, road user charges and public transport, which together add roughly 0.6%pts to annual inflation. However, with big local council rate increases also on the cards, symptomatic of a still intensely inflationary environment, we're expecting annual non-tradables inflation will slow only slightly from 6.6% in Q2 to 6.3% in Q3. That compares unfavourably to the RBNZ's May MPS Q3 forecast of 5.7%. The stickiness of non-tradables will be a real concern for the RBNZ.

It was evident in the details of the Q2 CPI release that the underlying inflation impulse is yet to slow meaningfully. That, in part, reflects the ongoing resilience of the labour market, which is underpinning strong wage pressures. In order for the RBNZ to be confident that core inflation is trending down sustainably towards target, it will need to see capacity open up in the labour market. And unfortunately, that means the unemployment rate will need to rise from its current unsustainable level. However, the demand impulse from net migration, sizeable fiscal stimulus in the next 12 months, improving business sentiment and a housing market showing signs of life all amount to upside risks around labour market resilience and thus medium-term inflation.

**Figure 2. ANZ non-tradables forecast vs the RBNZ**



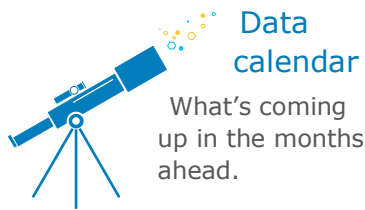
Source: RBNZ, Macrobond, ANZ Research

While we do expect to see the labour market loosen across the second half of the year, largely driven by migration-led improvements to labour supply, we expect that to occur more gradually than the RBNZ does. In fact, we think it will be the middle of 2024 before the labour market transitions to an outright disinflationary state, at which point, non-tradables inflation should be firmly on a moderating path. That all said, we think it will take a higher OCR than the RBNZ is currently signalling to make this come to pass. Indeed, at the end of the day, it's not really a question of whether too-high domestic inflation will slow; it's a question of how high the OCR needs to go to make it happen.

All up, following the Q2 inflation figures the RBNZ is likely to be feeling a little less confident that underlying inflation pressures are turning as quickly as they thought. And while it's a high hurdle to recommence tightening in the very near term (as the RBNZ waits to assess the impact of hikes delivered to date), we think the evidence will be there come November that domestic inflation isn't dropping fast enough and that more tightening will be needed.



# Financial markets update



Date	Data/event
Mon 24 Jul (10:45am)	Merchandise Trade – Jun
Tue 25 Jul (10:00am)	<a href="#">ANZ Truckometer – Jun</a>
Fri 28 Jul (10:00am)	<a href="#">ANZ-RM Consumer Confidence – Jul</a>
Mon 31 Jul (1:00pm)	<a href="#">ANZ Business Outlook – Jul</a>
Mon 31 Jul (3:00pm)	RBNZ Sectoral Lending – Jun
Tue 1 Aug (10:45am)	Building Permits – Jun
Wed 2 Aug (early am)	GlobalDairyTrade auction
Wed 2 Aug (10:45am)	<b>Labour Market – Q2</b>
Thu 3 Aug (1:00pm)	<a href="#">ANZ Commodity Price Index – Jul</a>
Wed 9 Aug (10:45am)	Electronic Card Transactions – Jul
Wed 9 Aug (3:00pm)	RBNZ 2yr Inflation Expectations – Q3
Fri 11 Aug (10:30am)	BusinessNZ Manuf PMI – Jul
Fri 11 Aug (10:45am)	Food Price Index – Jul
Fri 11 Aug (10:45am)	Rental Price Index – Jul
Mon 14 Aug (10:30am)	Performance Services Index – Jul
Mon 14 Aug (10:45am)	Net Migration – Jun
Wed 16 Aug (early am)	GlobalDairyTrade auction
Wed 16 Aug (2:00pm)	<b>RBNZ MPS</b>
Mon 21 Aug (10:45am)	Merchandise Trade – Jul
Wed 23 Aug (10:45am)	Retail Trade – Q2
Thu 24 Aug (10:00am)	<a href="#">ANZ Truckometer – Jul</a>
Wed 30 Aug (1:00pm)	<a href="#">ANZ Business Outlook – Aug</a>
Thu 31 Aug (3:00pm)	RBNZ Sectoral Lending – Jul
Fri 1 Sep (10:00am)	<a href="#">ANZ-RM Consumer Confidence – Aug</a>
Mon 4 Sep (10:45am)	Terms of Trade – Q2
Tue 5 Sep (1:00pm)	<a href="#">ANZ Commodity Price Index – Aug</a>
Wed 6 Sep (early am)	GlobalDairyTrade auction

## Interest rate markets

Market pricing for the OCR cycle peak (currently November) has lifted a few basis points in the wake of the NZ CPI release. Next stop: the Q2 labour market report (out 2 August), which will be the last big piece of domestic data before the August MPS. Globally, the bellwether US 10-year yield had a relatively stable week, before lifting around 10 basis points overnight to 3.85% as disappointing earnings and still-robust labour market data weighed. Next week's FOMC decision carries its usual event risk (out Thursday 6am NZT). We expect the Fed to hike 25bps, taking the fed funds target range to 5.25-5.50%, which is our terminal forecast. However, we acknowledge the FOMC's work may not be done yet, and will be watching the upcoming data. Near-term developments in US private consumption and labour market conditions will be particularly important.

## FX markets

The NZD-TWI is around 2% off last week's peak (where it kissed 73), but remains firmly above its 200-day moving average. NZ's external imbalance (a very wide and unsustainable current account deficit) combined with more bad news out of China this week (Q2 GDP disappointed, with the details pointing to a softer household sector) and another softer GlobalDairyTrade result raises big questions around whether NZD should head lower. Meanwhile, yuan lifted after the PBoC lifted its daily fixing by 680 pips yesterday, but CNH has since trimmed gains against USD following lifting US yields overnight. GBP gets a shoutout this week, after softer UK CPI data caused GBP/USD to record its largest intraday decline in four months.

## Key data summary

**Performance Services Index – June.** Dipped 3.2 points to 50.3. While a reading above 50 is still 'expansionary', the overall trend certainly appears to be a moderating one. And with the employment sub-index dipping to 49.1, slack across services industries does appear to be opening up.

**GlobalDairyTrade auction.** The GDT price index fell 1.0% with dairy products selling at an average price of USD3,289/t, the lowest level since September 2020. Whole milk powder prices fell 1.5%, while skim milk powder was down 0.6%. Ongoing weakness in China's economy is the major driver of the lower prices.

**CPI – Q2.** Annual CPI inflation decelerated from 6.7% in Q1 to 6.0% in Q2, a little stronger than our forecast of 5.9%, but slightly below the RBNZ's May MPS forecast of 6.1%. That was where the good news ended for the RBNZ, however, with an unwelcome upward surprise in the key non-tradables inflation component. See our [Review](#).

## The week ahead

**Overseas Merchandise Trade – June (Monday 24 July, 10:45am).** The trade balance is expected to have turned back to a deficit in June as the change to importing more refined fuel adds to the cost of imports whilst relatively low prices for commodities curb export returns. We have pencilled in \$6.3b worth of exports and \$6.5b of imports for June.

**ANZ Truckometer – June (Tuesday 25 July, 10:00am).**

**ANZ Roy Morgan Consumer Confidence – July (Friday 28 July, 10:00am).**



# Key forecasts and rates

FX rates	Actual			Forecast (end month)					
	May-23	Jun-23	Today	Sep-23	Dec-23	Mar-24	Jun-24	Sep-24	Dec-24
NZD/USD	0.601	0.613	0.623	0.620	0.630	0.650	0.650	0.650	0.650
NZD/AUD	0.927	0.921	0.919	0.912	0.900	0.903	0.890	0.890	0.890
NZD/EUR	0.562	0.561	0.560	0.554	0.553	0.560	0.551	0.542	0.542
NZD/JPY	84.1	88.5	87.3	85.6	85.1	85.8	83.2	81.9	80.6
NZD/GBP	0.486	0.482	0.484	0.484	0.485	0.492	0.485	0.478	0.478
NZ\$ TWI	69.9	70.9	71.5	70.1	69.9	71.2	70.5	70.0	69.8
Interest rates	May-23	Jun-23	Today	Sep-23	Dec-23	Mar-24	Jun-24	Sep-24	Dec-24
NZ OCR	5.50	5.50	5.50	5.50	5.75	5.75	5.75	5.75	5.50
NZ 90 day bill	5.69	5.71	5.66	5.77	5.85	5.85	5.85	5.68	5.43
NZ 2-yr swap	5.20	5.47	5.54	5.48	5.21	4.97	4.73	4.48	4.37
NZ 10-yr bond	4.29	4.62	4.59	4.75	4.50	4.25	4.00	4.00	4.00

## Economic forecasts

	Mar-23	Jun-23	Sep-23	Dec-23	Mar-24	Jun-24	Sep-24	Dec-24	Mar-25
GDP (% qoq)	-0.1	<b>0.4</b>	<b>-0.1</b>	<b>-0.2</b>	<b>0.3</b>	<b>0.3</b>	<b>0.3</b>	<b>0.3</b>	<b>0.4</b>
GDP (% yoy)	2.2	<b>1.1</b>	<b>-0.5</b>	<b>0.0</b>	<b>0.4</b>	<b>0.3</b>	<b>0.7</b>	<b>1.2</b>	<b>1.3</b>
CPI (% qoq)	1.2	1.1	<b>2.0</b>	<b>0.8</b>	<b>0.8</b>	<b>0.6</b>	<b>0.9</b>	<b>0.5</b>	<b>0.6</b>
CPI (% yoy)	6.7	6.0	<b>5.8</b>	<b>5.2</b>	<b>4.8</b>	<b>4.3</b>	<b>3.2</b>	<b>2.8</b>	<b>2.6</b>
Employment (% qoq)	0.8	<b>0.4</b>	<b>0.0</b>	<b>-0.2</b>	<b>-0.1</b>	<b>0.0</b>	<b>0.2</b>	<b>0.2</b>	<b>0.2</b>
Employment (% yoy)	2.4	<b>3.0</b>	<b>1.8</b>	<b>1.1</b>	<b>0.2</b>	<b>-0.3</b>	<b>-0.1</b>	<b>0.3</b>	<b>0.6</b>
Unemployment Rate (% sa)	3.4	<b>3.5</b>	<b>3.9</b>	<b>4.2</b>	<b>4.5</b>	<b>4.7</b>	<b>4.8</b>	<b>4.9</b>	<b>5.0</b>

Figures in bold are forecasts. mom: Month-on-Month; qoq: Quarter-on-Quarter; yoy: Year-on-Year. [Click here for full ANZ forecasts](#)

Figure 3. GDP level

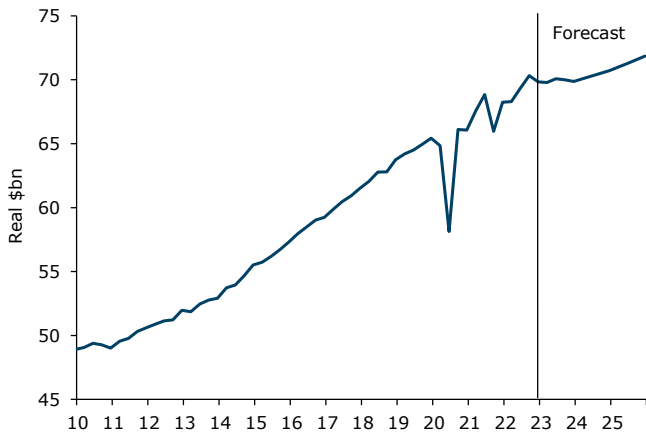


Figure 4. CPI inflation components

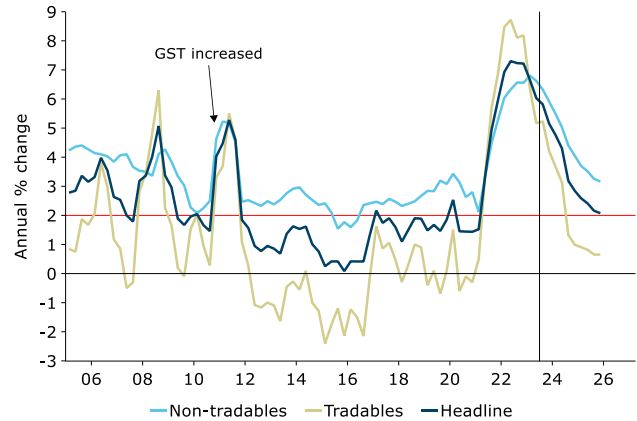


Figure 5. OCR forecast

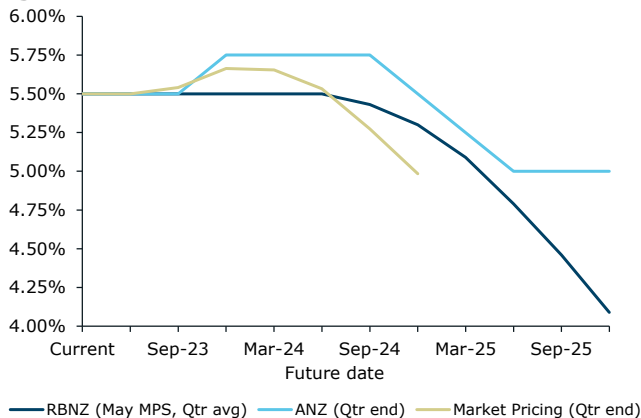
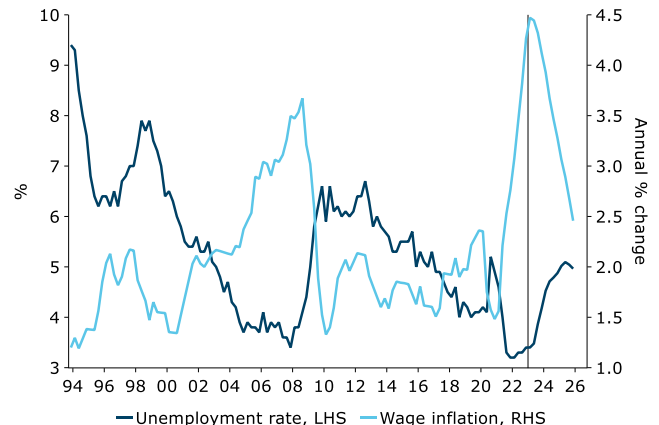


Figure 6. Unemployment and wage inflation



Source: Stats NZ, Bloomberg, RBNZ, Macrobond, ANZ Research



## Contact us

---

### Meet the team

We welcome your questions and feedback. Click [here](#) for more information about our team.



**Sharon Zollner**  
Chief Economist

Follow Sharon on Twitter  
[@sharon\\_zollner](#)

Telephone: +64 9 357 4094  
Email: [sharon.zollner@anz.com](mailto:sharon.zollner@anz.com)

General enquiries:  
[research@anz.com](mailto:research@anz.com)

Follow ANZ Research  
[@ANZ\\_Research](#) (global)



**David Croy**  
Senior Strategist

Market developments, interest rates, FX, unconventional monetary policy, liaison with market participants.

Telephone: +64 4 576 1022  
Email: [david.croy@anz.com](mailto:david.croy@anz.com)



**Susan Kilsby**  
Agricultural Economist

Primary industry developments and outlook, structural change and regulation, liaison with industry.

Telephone: +64 21 633 469  
Email: [susan.kilsby@anz.com](mailto:susan.kilsby@anz.com)



**Miles Workman**  
Senior Economist

Macroeconomic forecast co-ordinator, fiscal policy, economic risk assessment and credit developments.

Telephone: +64 21 661 792  
Email: [miles.workman@anz.com](mailto:miles.workman@anz.com)



**Henry Russell**  
Economist

Macroeconomic forecasting, economic developments, labour market dynamics, inflation and monetary policy.

Telephone: +64 21 629 553  
Email: [henry.russell@anz.com](mailto:henry.russell@anz.com)



**Kyle Uerata**  
Economic Statistician

Economic statistics, ANZ proprietary data (including ANZ Business Outlook), data capability and infrastructure.

Telephone: +64 21 633 894  
Email: [kyle.uerata@anz.com](mailto:kyle.uerata@anz.com)



**Natalie Denne**  
PA / Desktop Publisher

Business management, general enquiries, mailing lists, publications, chief economist's diary.

Telephone: +64 21 253 6808  
Email: [natalie.denne@anz.com](mailto:natalie.denne@anz.com)

# Important notice

---

Last updated: 18 April 2023

**The opinions and research contained in this document (which may be in the form of text, image, video or audio) are (a) not personal financial advice nor financial advice about any product or service; (b) provided for information only; and (c) intended to be general in nature and do not take into account your financial situation or goals.**

This document may be restricted by law in certain jurisdictions. Persons who receive this document must inform themselves about and observe all relevant restrictions.

**Disclaimer for all jurisdictions:** This document is prepared by ANZ Bank New Zealand Limited (ANZ Centre, 23-29 Albert Street, Auckland 1010, New Zealand). This document is distributed in your country/region by Australia and New Zealand Banking Group Limited (ABN11 005 357 522) (**ANZ**), a company incorporated in Australia or (if otherwise stated), by its subsidiary or branch (herein collectively referred to as **ANZ Group**). The views expressed in this document are those of ANZ Economics and Markets Research, an independent research team of ANZ Bank New Zealand Limited.

This document is distributed on the basis that it is only for the information of the specified recipient or permitted user of the relevant website (**recipients**).

This document is solely for informational purposes and nothing contained within is intended to be an invitation, solicitation or offer by ANZ Group to sell, or buy, receive or provide any product or service, or to participate in a particular trading strategy.

Distribution of this document to you is only as may be permissible by the laws of your jurisdiction, and is not directed to or intended for distribution or use by recipients resident or located in jurisdictions where its use or distribution would be contrary to those laws or regulations, or in jurisdictions where ANZ Group would be subject to additional licensing or registration requirements. Further, any products and services mentioned in this document may not be available in all countries.

ANZ Group in no way provides any personal financial, legal, taxation or investment advice to you in connection with any product or service discussed in this document. Before making any investment decision, recipients should seek independent financial, legal, tax and other relevant advice having regard to their particular circumstances.

Whilst care has been taken in the preparation of this document and the information contained within is believed to be accurate, ANZ Group does not represent or warrant the accuracy or completeness of the information, except with respect to information concerning ANZ Group. Further, ANZ Group does not accept any responsibility to inform you of any matter that subsequently comes to its notice, which may affect the accuracy of the information in this document.

Preparation of this document and the opinions expressed in it may involve material elements of subjective judgement and analysis. Unless specifically stated otherwise: they are current on the date of this document and are subject to change without notice; and, all price information is indicative only. Any opinions expressed in this document are subject to change at any time without notice.

ANZ Group does not guarantee the performance of any product mentioned in this document. All investments entail a risk and may result in both profits and losses. Past performance is not necessarily an indicator of future performance. Any products and services described in this document may not be suitable for all investors, and transacting in these products or services may be considered risky.

ANZ Group expressly disclaims any responsibility and shall not be liable for any loss, damage, claim, liability, proceedings, cost or expense (**Liability**) arising directly or indirectly and whether in tort (including negligence), contract, equity or otherwise out of or in connection with this document to the extent permissible under relevant law. Please note, the contents of this document have not been reviewed by any regulatory body or authority in any jurisdiction.

ANZ Group may have an interest in the subject matter of this document. They may receive fees from customers for dealing in any products or services described in this document, and their staff and introducers of business may share in such fees or remuneration that may be influenced by total sales, at all times received and/or apportioned in accordance with local regulatory requirements. Further, they or their customers may have or have had interests or long or short positions in any products or services described in this document, and may at any time make purchases and/or sales in them as principal or agent, as well as act (or have acted) as a market maker in such products. This document is published in accordance with ANZ Group's policies on conflicts of interest and ANZ Group maintains appropriate information barriers to control the flow of information between businesses within the group.

Your ANZ Group point of contact can assist with any questions about this document including for further information on these disclosures of interest.

**Australia.** ANZ holds an Australian Financial Services licence no. 234527. For a copy of ANZ's Financial Services Guide please [click here](#) or request from your ANZ point of contact.

**Brazil.** This document is distributed on a cross border basis and only following request by the recipient. No securities are being offered or sold in Brazil under this document, and no securities have been and will not be registered with the Securities Commission - CVM.

**Brunei, Japan, Kuwait, Malaysia, Switzerland, Taiwan.** This document is distributed in each of these jurisdictions by ANZ on a cross-border basis.

**Cambodia.** The information contained in this document is confidential and is provided solely for your use upon your request.

This does not constitute or form part of an offer or solicitation of any offer to engage services, nor should it or any part of it form the basis of, or be relied in any connection with, any contract or commitment whatsoever. ANZ does not have a licence to undertake banking operations or securities business or similar business, in Cambodia. By requesting financial services from ANZ, you agree, represent and warrant that you are engaging our services wholly outside of Cambodia and subject to the laws of the contract governing the terms of our engagement.

**Canada.** This document is general information only, is intended for institutional use only – not retail, and is not meant to be tailored to the needs and circumstances of any recipient. In addition, this document is not intended to be an offer or solicitation to purchase or sell any security or other financial instrument or to employ a specific investment strategy.

**Chile.** You understand and agree that ANZ is not regulated by Chilean Authorities and that the provision of this document is not subject to any Chilean supervision and is not guaranteed by any regulatory or governmental agency in Chile.

**Fiji.** For Fiji regulatory purposes, this document and any views and recommendations are not to be deemed as investment advice. Fiji investors must seek licensed professional advice should they wish to make any investment in relation to this document.

**Hong Kong.** This document is issued or distributed in Hong Kong by the Hong Kong branch of ANZ, which is registered at the Hong Kong Monetary Authority to conduct Type 1 (dealing in securities), Type 4 (advising on securities) and Type 6 (advising on corporate finance) regulated activities. The contents of this document have not been reviewed by any regulatory authority in Hong Kong. If you are in any doubt about any of the contents of this document, you should obtain independent professional advice.

**India.** If this document is received in India, only you (the specified recipient) may print it provided that before doing so, you specify on it your name and place of printing.

**Israel.** ANZ is not a holder of a licence granted in Israel pursuant to the Regulation of Investment Advising, Investment Marketing and Portfolio Management Law, 1995 ("Investment Advice Law") and does not hold the insurance coverage required of a licensee pursuant to the Investment Advice Law. This publication has been prepared exclusively for Qualified Clients as such term is defined in the First Schedule to the Investment Advice Law. As a prerequisite to the receipt of a copy of this publication a recipient will be required to provide confirmation and evidence that it is a Qualified Client. Nothing in this publication should be considered Investment Advice or Investment Marketing as defined in the Investment Advice Law. Recipients are encouraged to seek competent investment advice from a locally licensed investment adviser prior to making any investment.

**Macau.** Click [here](#) to read the disclaimer for all jurisdictions in Mandarin. 澳门。点击[此处](#)阅读所有司法管辖区的免责声明的中文版。

**Myanmar.** This document is intended to be general and part of ANZ's customer service and marketing activities when implementing its functions as a licensed bank. This document is not Securities Investment Advice (as that term is defined in the Myanmar Securities Transaction Law 2013).

# Important notice

**New Zealand.** This document is distributed in New Zealand by ANZ Bank New Zealand Limited. The material is for information purposes only and is not financial advice about any product or service. We recommend you seek advice about your financial situation and goals before acquiring or disposing of (or not acquiring or disposing of) a financial product.

**Oman.** ANZ neither has a registered business presence nor a representative office in Oman and does not undertake banking business or provide financial services in Oman. Consequently ANZ is not regulated by either the Central Bank of Oman (**CBO**) or Oman's Capital Market Authority (**CMA**). The information contained in this document is for discussion purposes only and neither constitutes an offer of securities in Oman as contemplated by the Commercial Companies Law of Oman (Royal Decree 4/74) or the Capital Market Law of Oman (Royal Decree 80/98), nor does it constitute an offer to sell, or the solicitation of any offer to buy non-Omani securities in Oman as contemplated by Article 139 of the Executive Regulations to the Capital Market Law (issued vide CMA Decision 1/2009). ANZ does not solicit business in Oman and the only circumstances in which ANZ sends information or material describing financial products or financial services to recipients in Oman, is where such information or material has been requested from ANZ and the recipient understands, acknowledges and agrees that this document has not been approved by the CBO, the CMA or any other regulatory body or authority in Oman. ANZ does not market, offer, sell or distribute any financial or investment products or services in Oman and no subscription to any securities, products or financial services may or will be consummated within Oman. Nothing contained in this document is intended to constitute Omani investment, legal, tax, accounting or other professional advice.

**People's Republic of China (PRC).** This document may be distributed by either ANZ or Australia and New Zealand Bank (China) Company Limited (**ANZ China**). Recipients must comply with all applicable laws and regulations of PRC, including any prohibitions on speculative transactions and CNY/CNH arbitrage trading. If this document is distributed by ANZ or an Affiliate (other than ANZ China), the following statement and the text below is applicable: No action has been taken by ANZ or any affiliate which would permit a public offering of any products or services of such an entity or distribution or re-distribution of this document in the PRC. So, the products and services of such entities are not being offered or sold within the PRC by means of this document or any other document. This document may not be distributed, re-distributed or published in the PRC, except under circumstances that will result in compliance with any applicable laws and regulations. If and when the material accompanying this document relates to the products and/or services of ANZ China, the following statement and the text below is applicable: This document is distributed by ANZ China in the Mainland of the PRC.

**Peru.** The information contained in this document has not been, and will not be, registered with or approved by the Peruvian Superintendency of the Securities Market (Superintendencia del Mercado de Valores, **SMV**) or the Lima Stock Exchange (Bolsa de Valores de Lima, **BVL**) or under the Peruvian Securities Market Law (Legislative Decree 6 861), and will not be subject to Peruvian laws applicable to public offerings in Peru. To the extent this information refers to any securities or interests, it should be noted the securities or interests may not be offered or sold in Peru, except if (i) such securities or interests were previously registered with the Peruvian Superintendency of the Securities Market, or (ii) such offering is considered a private offering in Peru under the securities laws and regulation of Peru.

**Qatar.** This document has not been, and will not be:

- lodged or registered with, or reviewed or approved by, the Qatar Central Bank (**QCB**), the Qatar Financial Centre (**QFC**) Authority, QFC Regulatory Authority or any other authority in the State of Qatar (**Qatar**); or
- authorised or licensed for distribution in Qatar, and the information contained in this document does not, and is not intended to, constitute a public offer or other invitation in respect of securities in Qatar or the QFC.

The financial products or services described in this document have not been, and will not be:

- registered with the QCB, QFC Authority, QFC Regulatory Authority or any other governmental authority in Qatar; or
- authorised or licensed for offering, marketing, issue or sale, directly or indirectly, in Qatar.

Accordingly, the financial products or services described in this document are not being, and will not be, offered, issued or sold in Qatar, and this document is not being, and will not be, distributed in Qatar. The offering, marketing, issue and sale of the financial products or services described in this document and distribution of this document is being made in, and is subject to the laws, regulations and rules of, jurisdictions outside of Qatar and the QFC. Recipients of this document must abide by this restriction and not distribute this document in breach of this restriction. This document is being sent/issued to a limited number of institutional and/or sophisticated investors (i) upon their request and confirmation that they understand the statements above; and (ii) on the condition that it will not be provided to any person other than the original recipient, and is not for general circulation and may not be reproduced or used for any other purpose.

**Singapore.** To the extent that this document contains any statements of opinion and/or recommendations related to an investment product or class of investment product (as defined in the Financial Advisers Act 2001), this document is distributed in Singapore by ANZ solely for the information of "accredited investors", "expert investors" or (as the case may be) "institutional investors" (each term as defined in the Securities and Futures Act 2001 of Singapore). ANZ is licensed in Singapore under the Banking Act 1970 of Singapore and is exempted from holding a financial adviser's licence under Section 23(1)(a) of the Financial Advisers Act 2001 of Singapore. In respect of any matters arising from, or in connection with, the distribution of this document in Singapore, please speak to your usual ANZ contact in Singapore.

**United Arab Emirates (UAE).** This document is distributed in the UAE or the Dubai International Financial Centre (**DIFC**) (as applicable) by ANZ. This document does not, and is not intended to constitute: (a) an offer of securities anywhere in the UAE; (b) the carrying on or engagement in banking, financial and/or investment consultation business in the UAE under the rules and regulations made by the Central Bank of the UAE, the Emirates Securities and Commodities Authority or the UAE Ministry of Economy; (c) an offer of securities within the meaning of the Dubai International Financial Centre Markets Law (**DIFCML**) No. 12 of 2004; and (d) a financial promotion, as defined under the DIFCML No. 1 of 200. ANZ DIFC Branch is regulated by the Dubai Financial Services Authority (**DFSA**). The financial products or services described in this document are only available to persons who qualify as "Professional Clients" or "Market Counterparty" in accordance with the provisions of the DFSA rules.

**United Kingdom.** This document is distributed in the United Kingdom by Australia and New Zealand Banking Group Limited (**ANZ**) solely for the information of persons who would come within the Financial Conduct Authority (**FCA**) definition of "eligible counterparty" or "professional client". It is not intended for and must not be distributed to any person who would come within the FCA definition of "retail client". Nothing here excludes or restricts any duty or liability to a customer which ANZ may have under the UK Financial Services and Markets Act 2000 or under the regulatory system as defined in the Rules of the Prudential Regulation Authority (**PRA**) and the FCA. ANZ considers this document to constitute an Acceptable Minor Non-Monetary Benefits (**AMNMB**) under the relevant inducement rules of the FCA. ANZ is authorised in the United Kingdom by the PRA and is subject to regulation by the FCA and limited regulation by the PRA. Details about the extent of our regulation by the PRA are available from us on request.

**United States.** Except where this is a FX-related document, this document is distributed in the United States by ANZ Securities, Inc. (**ANZ SI**) which is a member of the Financial Regulatory Authority (**FINRA**) ([www.finra.org](http://www.finra.org)) and registered with the SEC. ANZSI's address is 277 Park Avenue, 31st Floor, New York, NY 10172, USA (Tel: +1 212 801 9160 Fax: +1 212 801 9163). ANZSI accepts responsibility for its content. Information on any securities referred to in this document may be obtained from ANZSI upon request. This document or material is intended for institutional use only – not retail. If you are an institutional customer wishing to effect transactions in any securities referred to in this document you must contact ANZSI, not its affiliates. ANZSI is authorised as a broker-dealer only for institutional customers, not for US Persons (as "US person" is defined in Regulation S under the US Securities Act of 1933, as amended) who are individuals. If you have registered to use our website or have otherwise received this document and are a US Person who is an individual: to avoid loss, you should cease to use our website by unsubscribing or should notify the sender and you should not act on the contents of this document in any way. Non-U.S. analysts may not be associated persons of ANZSI and therefore may not be subject to FINRA Rule 2242 restrictions on communications with the subject company, public appearances and trading securities held by the analysts. Where this is a FX-related document, it is distributed in the United States by ANZ's New York Branch, which is also located at 277 Park Avenue, 31st Floor, New York, NY 10172, USA (Tel: +1 212 801 916 0 Fax: +1 212 801 9163).

**Vietnam.** This document is distributed in Vietnam by ANZ or ANZ Bank (Vietnam) Limited, a subsidiary of ANZ.