

NZ Insight: Inflationary risks from Cyclone Gabrielle

16 February 2023



This is not personal advice nor financial advice about any product or service. It does not take into account your financial situation or goals. Please refer to the Important Notice.



Contact

Finn Robinson, Sharon Zollner or David Croy for more details.

Confused by acronyms or jargon? See a glossary [here](#).

Our thoughts are with those impacted by these events

Inflationary risks from Cyclone Gabrielle

- Cyclone Gabrielle has devastated many parts of the North Island, and our thoughts are with those who have been (and are still being) affected by this event. It comes on top of significant floods in Auckland.
- The economic cost of the cyclone is, as yet, impossible to quantify. But the sheer number of people and the area impacted point to a significant effect on economic activity. First there's the near-term disruption and destruction (eg agricultural production), but in the longer term, there's the repair and rebuild that will happen over 2023 (and beyond).
- The impacts of the cyclone point to clear upside risks to inflation. Construction costs, rents, insurance, furniture, and food prices (among others) could all face further upward pressure due to the cyclone.
- There's not much monetary policy can do to help in an event like this – the response is best left to fiscal policy, which is faster acting and can be targeted where it's needed most. At the margin, although its inflationary, this disaster reinforces our expectation that the RBNZ will 'only' hike 50bp next week, rather than the 75bp they signalled in November.

Introduction

Cyclone Gabrielle has devastated much of the North Island, causing fatalities, serious damage to housing, productive land, businesses and infrastructure, and disruption to a significant proportion of the New Zealand population. Thousands of people have been displaced from their homes, and at one point, around 225,000 homes were reported to be without power.

The cyclone has left a trail of destruction from Northland to the east coast of the North Island. It comes on top of a serious flooding event in Auckland. And at the time of writing, Hawke's Bay is under a thunderstorm warning. Though it's early days, with an RBNZ decision looming next week, it's not too early to start to weigh up the potential economic cost, and how much this will add to an already intense domestic inflation problem.

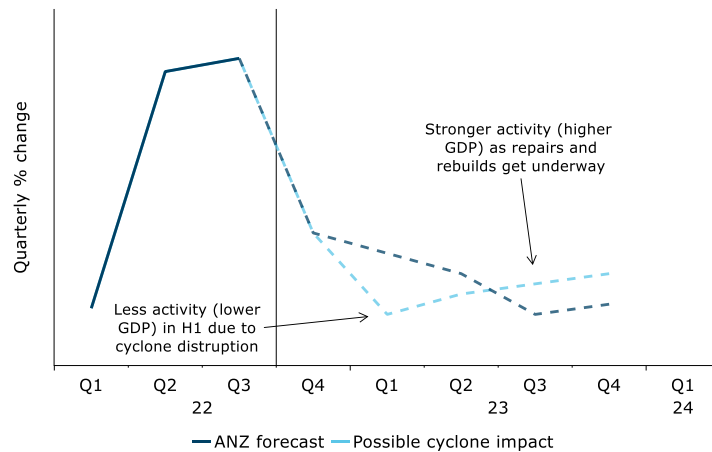
Growth likely to take a(nother) hit in the near term

It's far too early to have an accurate sense of the overall dollar cost associated with the Auckland floods and Cyclone Gabrielle. But it's clear that destruction has been widespread, with houses damaged or destroyed, businesses flooded, 15 bridges gone, roads covered or wiped out by slips, crops destroyed, electricity out for weeks in Napier, and logging operations halted. All of these factors will weigh on economic activity in the March quarter, posing downside risk to our current forecast that GDP expanded 0.1% q/q. GDP could easily shrink in Q1 and activity in Q2 is also likely to be affected (Q2 starts in six weeks).

Lower GDP would simply mean we didn't produce as much output in Q1 as we did in Q4. A lot of that lost production is indeed lost, as opposed to deferred (eg destroyed crops). But the much costlier impact of the cyclone is that it has reduced the capital stock (ie the tools we use to generate output/GDP). This ranges from lost and damaged equipment (farm machinery, buildings etc) to damaged roads and bridges, drowned substations and other damaged infrastructure, and even topsoil.

Replacing/repairing homes, businesses, and infrastructure will, from a national accounts perspective, likely boost GDP growth over 2023 and beyond (figure 1). But given that much this activity will simply be to replace/repair what was damaged and get us back to square one, it's hardly 'quality' GDP growth. It will also be massively expensive, and likely inflationary, given many key sectors (including construction) have been struggling to manage significant capacity constraints over the past year or so.

Figure 1. Stylised impact of recent weather events on GDP growth



Source: Stats NZ, Macrobond, ANZ Research

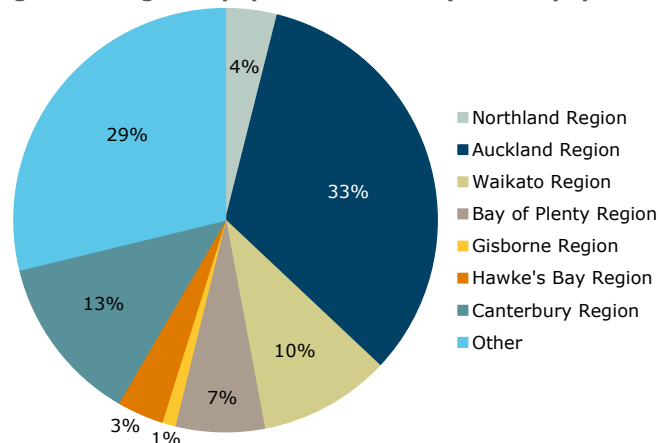
Note: We have purposefully removed the numbers on the y-axis, since at this point there's really no way to accurately calibrate how large the impact of the cyclone may be. The point of the chart is to highlight the possible dynamic profile.

So what are some specific economic impacts we might expect to see? A useful starting point is the impact of the Canterbury earthquakes in 2010 and 2011. The Canterbury earthquakes were clearly a very different type of disaster. However, stepping through some of the key similarities and differences provides a useful way of thinking about the economic implications, both in the near term and over the next few years.

A larger proportion of the population has been affected

When the Canterbury earthquakes struck, the region made up just over 13% of New Zealand's population. By comparison, combining the Auckland floods and Gabrielle, we've seen significant disruption and damage across the Northland, Auckland, Waikato (which includes the Coromandel), Bay of Plenty, Gisborne and Hawke's Bay regions. In total, these regions represent 58% of the New Zealand resident population (figure 2).

Figure 2. Regional population shares (% total population)



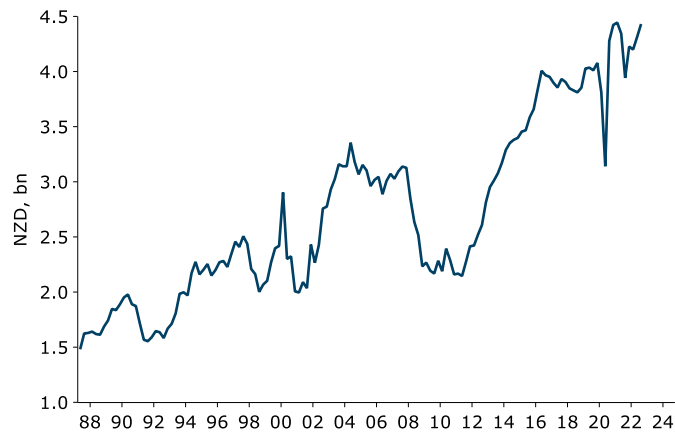
Source: Stats NZ, ANZ Research

While some areas have been seriously impacted by flooding and slips (for example the Coromandel, Napier, and Hawke's Bay), the overall impact of Gabrielle and the Auckland floods for many people has not been nearly as severe as the Canterbury earthquakes. Much of Auckland has no meaningful damage at all. However, the disruption and damage has been spread over a significantly larger proportion of the population. This suggests that even if the average amount of damage inflicted was much less than the earthquakes, the overall cost could still be very significant for New Zealand.

The construction sector is already overworked

Depending on how many properties have been damaged or destroyed across the upper North Island, we could also be looking at significant extra demand pressure being placed on the construction industry – an industry that has been battling with crippling capacity constraints over the past few years. To be sure, we have seen forward-looking indicators of construction activity soften (construction intentions in our Business Outlook Survey have tanked, and building consents are turning down). But the current level of residential building activity is still elevated relative to previous years (figure 3), and the additional demand created by cyclone impacts could well put further upward pressure on construction costs.

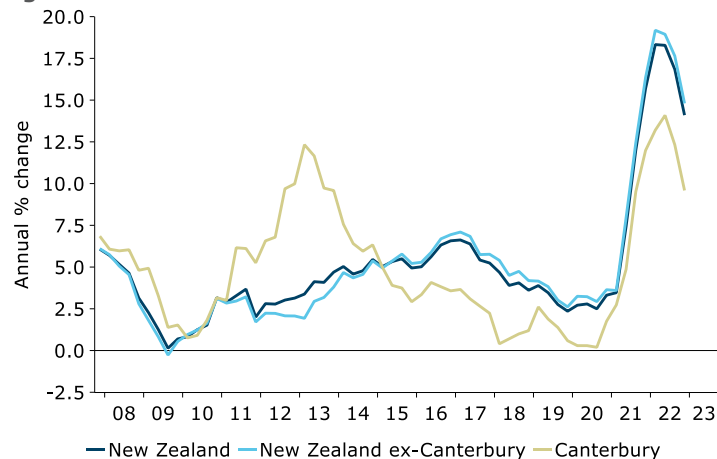
Figure 3. Real quarterly residential investment



Source: Stats NZ, Macrobond, ANZ Research

Figure 4 shows the impact of the earthquakes is clear; construction cost inflation in the Canterbury region vastly exceeded the rest of New Zealand in the first half of the 2010s.

Figure 4. Construction cost inflation



Source: Stats NZ, Macrobond, ANZ Research

As a result of the earthquakes, over 7000 homes were red stickered. The difference between New Zealand (dark blue) and New Zealand ex-Canterbury (light blue) highlights that the earthquakes had a significant impact on the national estimate of construction costs in the CPI. The impact was also very persistent, representing a sustained increase in inflationary pressures over several years.

It's also worth noting that the earthquakes happened shortly after the Global Financial Crisis, and the New Zealand construction sector was in a slump. In contrast, we're just at the tail-end of a housing boom. So there's a risk that the inflationary impact of Gabrielle could be larger, given the cyclical position of the construction sector.

The average amount of damage to property as a result of the Auckland floods and Gabrielle is likely to be far less than what was inflicted on Canterbury by the earthquakes (ie in most cases repair, rather than rebuild), but given how many people live in impacted regions, it could still put significant additional pressure on the building industry. Thousands of people have been displaced by the flooding and land damage, and it's unclear at this point how many homes will not be fit to return to.

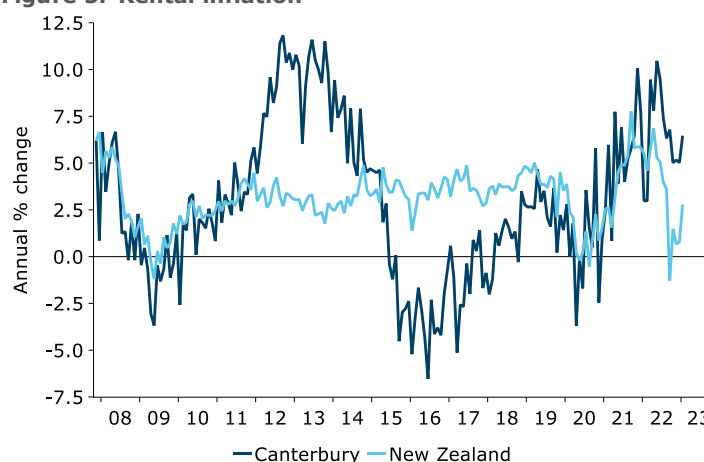
Construction costs for housing make up a whopping ~10% of the CPI, and have been one of the biggest contributors to the surge in New Zealand inflation since 2021. Extra demand pressure in the construction industry represents a material upside risk to non-tradables (ie domestic) inflation pressures – and one that could be fairly long lasting.

Then there's the impact on infrastructure, which is far more widespread than the Canterbury earthquakes, given how many regions were affected by the cyclone. Not only does this jam up the transportation of goods (and people) around the North Island, but it will also be costly and resource intensive to fix. Regions with relatively small populations are looking at large repair bills. The experience of Nelson in 2022 shows that damage to local road networks is extremely disruptive, and very expensive to fix. And we need to not only repair, but upgrade for resilience.

Damaged housing could put upward pressure on rents

Another economic impact of the Canterbury earthquakes was to create a surge in rental inflation, given the destruction of significant amounts of housing stock. Rental inflation rose to double-digit levels in Canterbury over the first half of the 2010s (figure 5). As the rebuild progressed, the region also saw a significant period of outright declines in rent prices.

Figure 5. Rental inflation



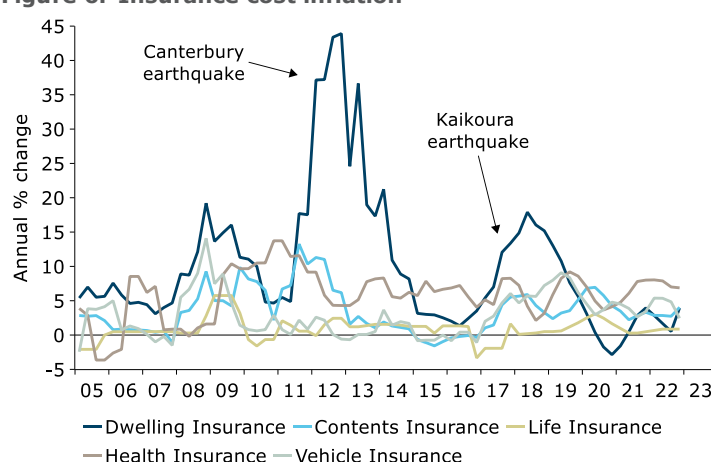
Source: Stats NZ, Macrobond, ANZ Research

Given that the vast majority of houses in regions impacted by the recent weather events are still habitable, we are unlikely to see the same pressure on rents as was triggered by the Canterbury earthquakes. But at the margin, rental inflation may be higher than otherwise (especially if home owners attempt to claw back repair costs by lifting rents). Again, this is a large CPI component (around 10%) so any upward pressure on rents generated by the impact of the cyclone would represent another upside risk to domestically driven inflation.

Insurance costs may rise

Not surprisingly, insurance premiums surged after the Canterbury earthquakes, and to a lesser extent after the 2016 Kaikōura earthquake (figure 6). Further increases in insurance premiums in the wake of the cyclone would add to CPI inflation. However, dwelling insurance represents just 0.7% of the CPI basket. And insofar as higher insurance premiums suck spending power out of the economy, the impact on CPI inflation may not be particularly significant. More economically significant is the fact that higher premiums are likely to increase the number of people who are underinsured, a growing problem in a riskier world.

Figure 6. Insurance cost inflation

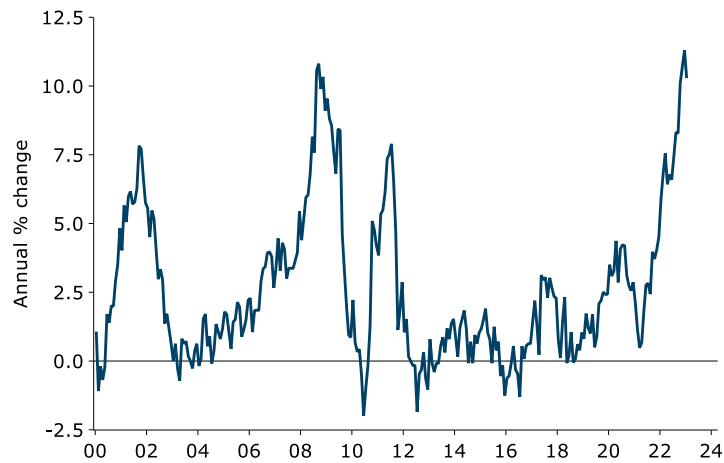


Source: Stats NZ, Macrobond, ANZ Research

Food prices an additional pressure point

Something that makes the recent weather disasters different to the Canterbury earthquakes is the impact on the agricultural sector. Pukekohe and Hawke's Bay are key regions for the production of fresh fruit and vegetables, and the reporting out of these regions suggests significant damage to not only many crops but also to productive land, with top soil stripped away or smothered in deep silt due to flooding. While much of the Hawke's Bay's agricultural output is exported, this nonetheless points to a significant risk that food price inflation (which make up a massive 18% of the CPI) could increase further from already elevated levels (figure 7). Early reporting suggests the damage to the topsoil caused by flooding in the Hawke's Bay region could take decades to fully repair, impacting the longer-term productivity of the land.

Figure 7. Food price inflation in New Zealand



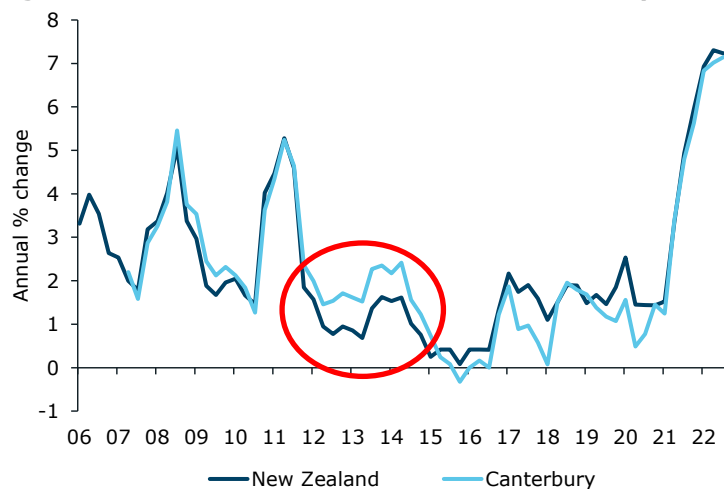
Source: Stats NZ, Macrobond, ANZ Research

A large and persistent impact

While it's still too early to accurately gauge the overall economic impact of the Auckland floods and cyclone Gabrielle, it's increasingly clear that these events will have a large impact on the economy – and one that could last for some time. Looking first at the implications for inflation, we see potential upside risks to construction costs (10% of CPI), rents (10% of CPI), insurance (0.7% of CPI) and food prices (18% of CPI). Other pressures are also likely, for example the household contents and services group (which is where items like furniture come in).

Impacts obviously go well beyond prices. If the Canterbury earthquakes are anything to go by, we could be feeling the economic reverberations for years. In the wake of the earthquakes, CPI inflation in the region remained higher than the national average until 2015 (figure 8). And as the upper South Island has also found in the wake of the 2022 floods, it can be difficult and time consuming repairing infrastructure in more remote areas of the country. And in the meantime, closed roads and damaged infrastructure hamper the ability of affected regions to go about daily life, constraining economic activity right when it's needed the most.

Figure 8. CPI inflation in New Zealand and Canterbury



Source: Stats NZ, ANZ Research

Once we're through the initial negative impacts of the floods and cyclone on activity, the clean-up, repairs, and rebuilding efforts will likely inject further demand into the economy. Higher infrastructure spending, which will be necessary in the wake of this disaster, will add to labour demand and wage inflation in affected regions. On the other hand, longer-term damage to productive land could have lasting impacts on our ability to produce food, and therefore lead to higher prices and reduced exports than otherwise.

And then there's the significant additional spending that will be needed in coming years to make our towns and cities more resilient to these kinds of events. Climate change is only going to make these events more frequent, and we need to be better prepared to face them. But that's all resources that could have been used for something else that takes the country forward, rather than maintaining the status quo. It might boost GDP but it's not a win.

Monetary policy implications

The impacts of cyclone Gabrielle are clearly going to be inflationary in both the short and medium term. However, in normal times, this would likely be one of those events that the RBNZ would initially choose to look through, given that it is a truly exogenous shock that has nothing to do with the domestic business cycle. And hiking interest rates in response to a natural disaster is pretty counterintuitive, even if it is an inflationary event.

However, given the current high inflation environment, the RBNZ faces a difficult choice. Continuing to aggressively hike rates to counter high inflation will further impact people who are really struggling right now. But if they go easy on inflation and let inflation pressures re-accelerate, then they could end up causing even more interest rate pain later as they struggle to get back on the front foot in the fight against inflation.

In our view, this difficult trade-off points to the RBNZ maintaining their focus on inflation, but 'only' [hiking 50bp next week](#), rather than the 75bp implied by their November MPS forecast. The human and emotional cost of the floods is immense, and the RBNZ will be mindful of that. But the reality is that fiscal policy is far better suited to responding to this crisis, given the ability to deliver immediate (and crucially, targeted) support to those who need it most. Monetary policy is a blunt instrument – the OCR tool can't do anything to meaningfully help those devastated by this disaster. And any deviation from the course now may have deeper ramifications later.

That being said, we certainly can't rule out that the RBNZ will feel compelled to do something more significant (eg only hiking 25bp, or even postponing the next rate hike until the April meeting). The Monetary Policy Committee did, after all, delay the start of the current hiking cycle back in August 2021, when Auckland went into COVID lockdown the day before the MPS. However, they regretted that. And there's something to be said for the RBNZ minimising volatility during these trying times, and hiking 50bp (which is widely expected by analysts and markets) would create the smallest ripples.

Pausing or hiking by only 25bp following November's 75bp hike risks sending all the wrong sorts of messages to markets in the face of a natural disaster that poses clear upside inflation risks. The global inflation vibe is also changing, and with markets now attentive to the risk that inflation may prove to be stickier than first thought, they are starting to price out the prospect of a turn in the monetary policy cycle and cuts later in the year. Pausing or hiking by 25bp risks unwinding all that 'good' work that markets have done in aligning their expectation with central bank rhetoric.

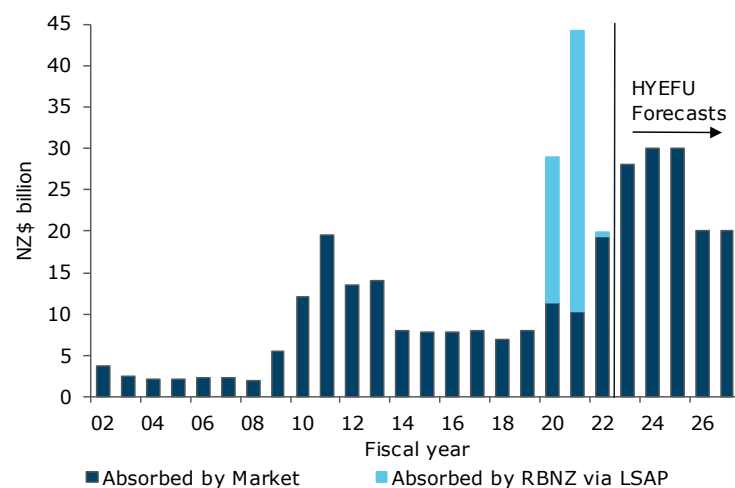
What other policy levers could the RBNZ (or Treasury) pull?

One obvious lever the RBNZ might elect to pull could be to reduce the pace of, or even suspend, quantitative tightening (or QT, the sale of bonds the RBNZ acquired via the Large Scale Asset-purchase Programme, or LSAP for short).

These sales have been off-market (to the Treasury) and haven't directly affected the bond market (in that the bonds the RBNZ sells aren't then simply on-sold by the Treasury). Given that QT sales are off-market, and it's a multi-year process, altering the pace of QT wouldn't have a huge (or immediate) impact on overall monetary conditions. But it would relieve markets of the \$5bn funding burden that QT places on New Zealand Debt Management (NZDM), who manage the Crown's debt portfolio. If this disaster results in the Treasury having to issue a lot more bonds, it may be advantageous to not have to fund QT at the same time.

We say that because at the moment, NZDM is forecast to issue \$28bn of bonds this fiscal year and \$30bn in fiscal 2023/24 and 2024/25. Net of RBNZ LSAP purchases (which take pressure off bond markets), that's a record amount of bonds that the market needs to absorb (figure 9).

Figure 9. Absorption of New Zealand Government Bond (NZGB) issuance



Source: Stats NZ, ANZ Research

So far there haven't been any major problems, but we have seen two failed tenders since December (where NZDM hasn't been able to get its full volume of bonds away at its weekly tenders). That hasn't happened in a decade, and while it's all very technical, it's potentially a sign that the market is running at the limit of how many bonds it's willing to absorb each week.

To be clear, what we're saying is that we see this as a possibility, rather than a lever we expect the RBNZ and the Treasury to pull immediately. With the magnitude of the damage still unclear, it's likely too soon to expect a tweak to QT at next week's MPS, but it could be something that's considered down the track once the additional funding burden is better understood.

We are also mindful that it isn't something the RBNZ would want to do lightly. It's not ideal for the RBNZ's balance sheet to be so large for such an extended period of time, and they have expressed an intention to manage it down slowly. In addition, the [Memorandum of Understanding \(MOU\) between NZDM and the RBNZ](#) that was signed to manage the QT process states that "If it considers necessary in light of market conditions, the Reserve Bank may alter, halt or cease Sales at any time". However, the

MOU goes on to say that "the parties do not foresee any such changes to be common, and intend that any halt of sales would only occur for a maximum of one calendar month". But of note, the wording specifically mentions the halting of sales, not any variation of sales.

There is also a bit of wiggle room elsewhere, with the MOU also stating that "The Reserve Bank and NZDM will continue to collaborate closely in relation to all matters to which this Memorandum of Understanding refers, and more broadly to ensure the efficient functioning of the New Zealand Government Bond market." If NZDM determine that the bond market will struggle to absorb more than \$28bn of bonds per year, but that is looking likely to be required, that might reasonably be seen as constituting a risk to the efficient functioning of the market, which in turn, might constitute reasonable grounds to revise the QT timetable (and the MOU). Given the unprecedented nature of the Gabrielle disaster, we suspect the Government (working in collaboration with the RBNZ) will be keen to keep all options on the table.



Contact us

Meet the team

We welcome your questions and feedback. Click [here](#) for more information about our team.



Sharon Zollner
Chief Economist

Follow Sharon on Twitter
[@sharon_zollner](#)

Telephone: +64 9 357 4094
Email: sharon.zollner@anz.com

General enquiries:
research@anz.com

Follow ANZ Research
[@ANZ_Research](#) (global)



David Croy
Senior Strategist

Market developments, interest rates, FX, unconventional monetary policy, liaison with market participants.

Telephone: +64 4 576 1022
Email: david.croy@anz.com



Susan Kilsby
Agricultural Economist

Primary industry developments and outlook, structural change and regulation, liaison with industry.

Telephone: +64 21 633 469
Email: susan.kilsby@anz.com



Miles Workman
Senior Economist

Macroeconomic forecast co-ordinator, fiscal policy, economic risk assessment and credit developments.

Telephone: +64 21 661 792
Email: miles.workman@anz.com



Finn Robinson
Economist

Macroeconomic forecasting, economic developments, labour market dynamics, inflation and monetary policy.

Telephone: +64 21 629 553
Email: finn.robinson@anz.com



Kyle Uerata
Economic Statistician

Economic statistics, ANZ proprietary data (including ANZ Business Outlook), data capability and infrastructure.

Telephone: +64 21 633 894
Email: kyle.uerata@anz.com



Natalie Denne
PA / Desktop Publisher

Business management, general enquiries, mailing lists, publications, chief economist's diary.

Telephone: +64 21 253 6808
Email: natalie.denne@anz.com

Important notice

Last updated: 1 September 2022

This document (which may be in the form of text, image, video or audio) is intended for ANZ's Institutional, Markets and Private Banking clients. It should not be forwarded, copied or distributed. The opinions and research contained in this document are (a) not personal advice nor financial advice about any product or service; (b) provided for information only; and (c) intended to be general in nature and does not take into account your financial situation or goals.

This document may be restricted by law in certain jurisdictions. Persons who receive this document must inform themselves about and observe all relevant restrictions.

Disclaimer for all jurisdictions: This document is prepared and distributed in your country/region by either: Australia and New Zealand Banking Group Limited (ABN11 005 357 522) (**ANZ**); or its relevant subsidiary or branch (each, an **Affiliate**), as appropriate or as set out below.

This document is distributed on the basis that it is only for the information of the specified recipient or permitted user of the relevant website (**recipients**).

This document is solely for informational purposes and nothing contained within is intended to be an invitation, solicitation or offer by ANZ to sell, or buy, receive or provide any product or service, or to participate in a particular trading strategy.

Distribution of this document to you is only as may be permissible by the laws of your jurisdiction, and is not directed to or intended for distribution or use by recipients resident or located in jurisdictions where its use or distribution would be contrary to those laws or regulations, or in jurisdictions where ANZ would be subject to additional licensing or registration requirements. Further, the products and services mentioned in this document may not be available in all countries.

ANZ in no way provides any financial, legal, taxation or investment advice to you in connection with any product or service discussed in this document. Before making any investment decision, recipients should seek independent financial, legal, tax and other relevant advice having regard to their particular circumstances.

Whilst care has been taken in the preparation of this document and the information contained within is believed to be accurate, ANZ does not represent or warrant the accuracy or completeness of the information. Further, ANZ does not accept any responsibility to inform you of any matter that subsequently comes to its notice, which may affect the accuracy of the information in this document.

Preparation of this document and the opinions expressed in it may involve material elements of subjective judgement and analysis.

Unless specifically stated otherwise: they are current on the date of this document and are subject to change without notice; and, all price information is indicative only. Any opinions expressed in this document are subject to change at any time without notice.

ANZ does not guarantee the performance of any product mentioned in this document. All investments entail a risk and may result in both profits and losses. Past performance is not necessarily an indicator of future performance. The products and services described in this document may not be suitable for all investors, and transacting in these products or services may be considered risky.

ANZ expressly disclaims any responsibility and shall not be liable for any loss, damage, claim, liability, proceedings, cost or expense (Liability) arising directly or indirectly and whether in tort (including negligence), contract, equity or otherwise out of or in connection with this document to the extent permissible under relevant law. Please note, the contents of this document have not been reviewed by any regulatory body or authority in any jurisdiction.

ANZ and its Affiliates may have an interest in the subject matter of this document. They may receive fees from customers for dealing in the products or services described in this document, and their staff and introducers of business may share in such fees or remuneration that may be influenced by total sales, at all times received and/or apportioned in accordance with local regulatory requirements. Further, they or their customers may have or have had interests or long or short positions in the products or services described in this document, and may at any time make purchases and/or sales in them as principal or agent, as well as act (or have acted) as a market maker in such products. This document is published in accordance with ANZ's policies on conflicts of interest and ANZ maintains appropriate information barriers to control the flow of information between businesses within it and its Affiliates.

Your ANZ point of contact can assist with any questions about this document including for further information on these disclosures of interest.

Country/region specific information: Unless stated otherwise, this document is distributed by Australia and New Zealand Banking Group Limited (**ANZ**).

Australia. ANZ holds an Australian Financial Services licence no. 234527. For a copy of ANZ's Financial Services Guide please [click here](#) or request from your ANZ point of contact.

Brazil. This document is distributed on a cross border basis and only following request by the recipient. No securities are being offered or sold in Brazil under this document, and no securities have been and will not be registered with the Securities Commission - CVM.

Brunei, Japan, Kuwait, Malaysia, Switzerland, Taiwan. This document is distributed in each of these jurisdictions by ANZ on a cross-border basis.

Cambodia. The information contained in this document is confidential and is provided solely for your use upon your request.

This does not constitute or form part of an offer or solicitation of any offer to engage services, nor should it or any part of it form the basis of, or be relied in any connection with, any contract or commitment whatsoever. ANZ does not have a licence to undertake banking operations or securities business or similar business, in Cambodia. By requesting financial services from ANZ, you agree, represent and warrant that you are engaging our services wholly outside of Cambodia and subject to the laws of the contract governing the terms of our engagement.

Canada. This document is general information only, is intended for institutional use only – not retail, and is not meant to be tailored to the needs and circumstances of any recipient. In addition, this document is not intended to be an offer or solicitation to purchase or sell any security or other financial instrument or to employ a specific investment strategy.

Chile. You understand and agree that ANZ Banking Group Limited is not regulated by Chilean Authorities and that the provision of this document is not subject to any Chilean supervision and is not guaranteed by any regulatory or governmental agency in Chile.

Fiji. For Fiji regulatory purposes, this document and any views and recommendations are not to be deemed as investment advice. Fiji investors must seek licensed professional advice should they wish to make any investment in relation to this document.

Hong Kong. This document is issued or distributed in Hong Kong by the Hong Kong branch of ANZ, which is registered at the Hong Kong Monetary Authority to conduct Type 1 (dealing in securities), Type 4 (advising on securities) and Type 6 (advising on corporate finance) regulated activities. The contents of this document have not been reviewed by any regulatory authority in Hong Kong. If you are in any doubt about any of the contents of this document, you should obtain independent professional advice.

India. If this document is received in India, only you (the specified recipient) may print it provided that before doing so, you specify on it your name and place of printing.

Israel. ANZ is not a holder of a licence granted in Israel pursuant to the Regulation of Investment Advising, Investment Marketing and Portfolio Management Law, 1995 ("Investment Advice Law") and does not hold the insurance coverage required of a licensee pursuant to the Investment Advice Law. This publication has been prepared exclusively for Qualified Clients as such term is defined in the First Schedule to the Investment Advice Law. As a prerequisite to the receipt of a copy of this publication a recipient will be required to provide confirmation and evidence that it is a Qualified Client. Nothing in this publication should be considered Investment Advice or Investment Marketing as defined in the Investment Advice Law. Recipients are encouraged to seek competent investment advice from a locally licensed investment adviser prior to making any investment.

Macau. Click [here](#) to read the disclaimer for all jurisdictions in Mandarin. 澳门. 点击[此处](#)阅读所有司法管辖区的免责声明的中文版。

Myanmar. This document is intended to be general and part of ANZ's customer service and marketing activities when implementing its functions as a licensed bank. This document is not Securities Investment Advice (as that term is defined in the Myanmar Securities Transaction Law 2013).

Important notice

New Zealand. This material is for information purposes only and is not financial advice about any product or service. We recommend seeking financial advice about your financial situation and goals before acquiring or disposing of (or not acquiring or disposing of) a financial product.

Oman. ANZ neither has a registered business presence nor a representative office in Oman and does not undertake banking business or provide financial services in Oman. Consequently ANZ is not regulated by either the Central Bank of Oman (**CBO**) or Oman's Capital Market Authority (**CMA**). The information contained in this document is for discussion purposes only and neither constitutes an offer of securities in Oman as contemplated by the Commercial Companies Law of Oman (Royal Decree 4/74) or the Capital Market Law of Oman (Royal Decree 80/98), nor does it constitute an offer to sell, or the solicitation of any offer to buy non-Omani securities in Oman as contemplated by Article 139 of the Executive Regulations to the Capital Market Law (issued vide CMA Decision 1/2009). ANZ does not solicit business in Oman and the only circumstances in which ANZ sends information or material describing financial products or financial services to recipients in Oman, is where such information or material has been requested from ANZ and the recipient understands, acknowledges and agrees that this document has not been approved by the CBO, the CMA or any other regulatory body or authority in Oman. ANZ does not market, offer, sell or distribute any financial or investment products or services in Oman and no subscription to any securities, products or financial services may or will be consummated within Oman. Nothing contained in this document is intended to constitute Omani investment, legal, tax, accounting or other professional advice.

People's Republic of China (PRC). This document may be distributed by either ANZ or Australia and New Zealand Bank (China) Company Limited (**ANZ China**). Recipients must comply with all applicable laws and regulations of PRC, including any prohibitions on speculative transactions and CNY/CNH arbitrage trading. If this document is distributed by ANZ or an Affiliate (other than ANZ China), the following statement and the text below is applicable: No action has been taken by ANZ or any affiliate which would permit a public offering of any products or services of such an entity or distribution or re-distribution of this document in the PRC. So, the products and services of such entities are not being offered or sold within the PRC by means of this document or any other document. This document may not be distributed, re-distributed or published in the PRC, except under circumstances that will result in compliance with any applicable laws and regulations. If and when the material accompanying this document relates to the products and/or services of ANZ China, the following statement and the text below is applicable: This document is distributed by ANZ China in the Mainland of the PRC.

Peru. The information contained in this document has not been, and will not be, registered with or approved by the Peruvian Superintendency of the Securities Market (Superintendencia del Mercado de Valores, **SMV**) or the Lima Stock Exchange (Bolsa de Valores de Lima, **BVL**) or under the Peruvian Securities Market Law (Legislative Decree 6 861), and will not be subject to Peruvian laws applicable to public offerings in Peru. To the extent this information refers to any securities or interests, it should be noted the securities or interests may not be offered or sold in Peru, except if (i) such securities or interests were previously registered with the Peruvian Superintendency of the Securities Market, or (ii) such offering is considered a private offering in Peru under the securities laws and regulation of Peru.

Qatar. This document has not been, and will not be:

- lodged or registered with, or reviewed or approved by, the Qatar Central Bank (**QCB**), the Qatar Financial Centre (**QFC**) Authority, QFC Regulatory Authority or any other authority in the State of Qatar (**Qatar**); or
- authorised or licensed for distribution in Qatar, and the information contained in this document does not, and is not intended to, constitute a public offer or other invitation in respect of securities in Qatar or the QFC.

The financial products or services described in this document have not been, and will not be:

- registered with the QCB, QFC Authority, QFC Regulatory Authority or any other governmental authority in Qatar; or
- authorised or licensed for offering, marketing, issue or sale, directly or indirectly, in Qatar.

Accordingly, the financial products or services described in this document are not being, and will not be, offered, issued or sold in Qatar, and this document is not being, and will not be, distributed in Qatar. The offering, marketing, issue and sale of the financial products or services described in this document and distribution of this document is being made in, and is subject to the laws, regulations and rules of, jurisdictions outside of Qatar and the QFC. Recipients of this document must abide by this restriction and not distribute this document in breach of this restriction. This document is being sent/issued to a limited number of institutional and/or sophisticated investors (i) upon their request and confirmation that they understand the statements above; and (ii) on the condition that it will not be provided to any person other than the original recipient, and is not for general circulation and may not be reproduced or used for any other purpose.

Singapore. This document is distributed in Singapore by ANZ solely for the information of "accredited investors", "expert investors" or (as the case may be) "institutional investors" (each term as defined in the Securities and Futures Act Cap. 289 of Singapore). ANZ is licensed in Singapore under the Banking Act Cap. 19 of Singapore and is exempted from holding a financial adviser's licence under Section 23(1)(a) of the Financial Advisers Act Cap. 100 of Singapore. In respect of any matters arising from, or in connection with, the distribution of this document in Singapore, please speak to your usual ANZ contact in Singapore.

United Arab Emirates (UAE). This document is distributed in the UAE or the Dubai International Financial Centre (**DIFC**) (as applicable) by ANZ. This document does not, and is not intended to constitute: (a) an offer of securities anywhere in the UAE; (b) the carrying on or engagement in banking, financial and/or investment consultation business in the UAE under the rules and regulations made by the Central Bank of the UAE, the Emirates Securities and Commodities Authority or the UAE Ministry of Economy; (c) an offer of securities within the meaning of the Dubai International Financial Centre Markets Law (DIFCML) No. 12 of 2004; and (d) a financial promotion, as defined under the DIFCML No. 1 of 200. ANZ DIFC Branch is regulated by the Dubai Financial Services Authority (**DFSA**). ANZ DIFC Branch is regulated by the Dubai Financial Services Authority (**DFSA**). The financial products or services described in this document are only available to persons who qualify as "Professional Clients" or "Market Counterparty" in accordance with the provisions of the DFSA rules.

United Kingdom. This document is distributed in the United Kingdom by Australia and New Zealand Banking Group Limited (**ANZ**) solely for the information of persons who would come within the Financial Conduct Authority (**FCA**) definition of "eligible counterparty" or "professional client". It is not intended for and must not be distributed to any person who would come within the FCA definition of "retail client". Nothing here excludes or restricts any duty or liability to a customer which ANZ may have under the UK Financial Services and Markets Act 2000 or under the regulatory system as defined in the Rules of the Prudential Regulation Authority (**PRA**) and the FCA. ANZ considers this document to constitute an Acceptable Minor Non-Monetary Benefits (**AMNMB**) under the relevant inducement rules of the FCA. ANZ is authorised in the United Kingdom by the PRA and is subject to regulation by the FCA and limited regulation by the PRA. Details about the extent of our regulation by the PRA are available from us on request.

United States. Except where this is a FX-related document, this document is distributed in the United States by ANZ Securities, Inc. (**ANZ SI**) which is a member of the Financial Regulatory Authority (**FINRA**) (www.finra.org) and registered with the SEC. ANZSI's address is 277 Park Avenue, 31st Floor, New York, NY 10172, USA (Tel: +1 212 801 9160 Fax: +1 212 801 9163). ANZSI accepts responsibility for its content. Information on any securities referred to in this document may be obtained from ANZSI upon request. This document or material is intended for institutional use only – not retail. If you are an institutional customer wishing to effect transactions in any securities referred to in this document you must contact ANZSI, not its affiliates. ANZSI is authorised as a broker-dealer only for institutional customers, not for US Persons (as "US person" is defined in Regulation S under the US Securities Act of 1933, as amended) who are individuals. If you have registered to use our website or have otherwise received this document and are a US Person who is an individual: to avoid loss, you should cease to use our website by unsubscribing or should notify the sender and you should not act on the contents of this document in any way. Non-U.S. analysts may not be associated persons of ANZSI and therefore may not be subject to FINRA Rule 2242 restrictions on communications with the subject company, public appearances and trading securities held by the analysts. Where this is a FX-related document, it is distributed in the United States by ANZ's New York Branch, which is also located at 277 Park Avenue, 31st Floor, New York, NY 10172, USA (Tel: +1 212 801 916 0 Fax: +1 212 801 9163).

Vietnam. This document is distributed in Vietnam by ANZ or ANZ Bank (Vietnam) Limited, a subsidiary of ANZ.

This document has been prepared by ANZ Bank New Zealand Limited, Level 26, 23-29 Albert Street, Auckland 1010, New Zealand, Ph 64-9-357 4094, e-mail nzeconomics@anz.com, <http://www.anz.co.nz>