

# RBNZ OCR Call Change

18 January 2024



This is not personal advice nor financial advice about any product or service. It does not take into account your financial situation or goals. Please refer to the Important Notice.



## Contact

Sharon Zollner for more details.

Confused by acronyms or jargon?  
See a glossary [here](#).

## OCR call change – first cut now pencilled for August

### Summary

- We now expect the RBNZ to deliver a steady sequence of 25bp OCR cuts starting in August, taking the OCR to 3.5% over 12 months. On our current forecasts, by the September quarter inflation is back in the band, unemployment has cracked the 5% mark and is still rising, and the output gap is deeply negative.
- August is not a strong conviction call by any means, and we currently see the risks as roughly balanced on whether the RBNZ starts cutting earlier or later than that. We would also note there's still a chance of a hike, either in February if we get ugly CPI details (not our [expectation](#)) or later in the year if inflation ultimately gets 'stuck'.
- Over the next six months, a strong supply recovery, previous weak GDP outturns and a deteriorating labour market should result in rapid disinflation for domestically driven CPI components. But with forward-looking activity indicators picking up, the RBNZ will remain wary of the risk of a second wind for the economy before persistent inflation is rooted out.
- We don't expect a lot of advance warning of policy easing. The sensible strategy for the RBNZ is to deny-deny-deny-cut, in a bid to avoid a premature easing in financial conditions that would be hard to haul a dovish market back from. Based on our macro view, markets are underestimating how long the "deny" part of that strategy will last.

The Reserve Bank's unexpectedly [hawkish](#) November [Monetary Policy Statement](#) just seven weeks ago warned the Committee would not hesitate to hike again if there were any more upside surprises on inflation – with an OCR forecast that, strictly speaking, implied the burden of proof was now on finding reasons *not* to hike. They forecast the first OCR cut in early 2025, in line with our own view at the time.

Since then, two significant pieces of data have been [Q3 GDP](#) (weak with downward revisions), and the [NZIER's QSBO](#) (mixed). CPI data is next week (see our [Preview](#)), which we expect to show a lower inflation starting point than the RBNZ expected, though with the news almost entirely in the less-important tradable part of the index.

Weighing up the recent mixed data, risks, our forecasts and strategic considerations, to be honest we find it difficult to come to a strongly held view on when the first OCR cut is likely to come. On balance, we've landed on August as most likely based on our macro forecasts, but we find it pretty easy to come up with plausible scenarios for either earlier or later than that, which we outline in this note. But let's kick off with a discussion of the main themes the RBNZ will be thinking about as the February MPS approaches.

## The recession is easing capacity pressures

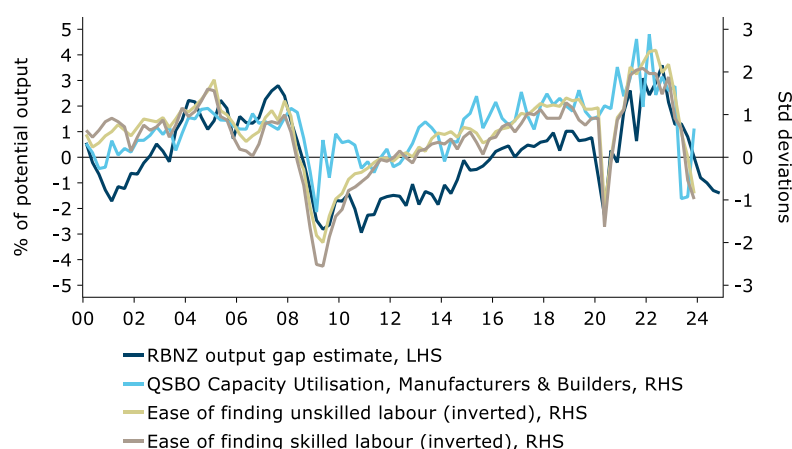
The RBNZ in November expressed frustration that “there has been less of a decline in aggregate demand growth than expected earlier in the year”. Not anymore. [GDP data](#) for Q3, released just before Christmas, came in considerably weaker than anyone expected, with meaningful downward revisions that changed the trajectory of real GDP from upward to flat (and downward on a per capita basis). The updated activity data is consistent with [recession](#), and following the typical lags, the labour market data looks likely to soon be in the same boat.

“Normally”, a recession is a fast ticket to OCR cuts. But this recession is different in that it is deliberate. The RBNZ acknowledged in November 2022 that recession was the medicine to get inflation sustainably lower, and any doctor will tell you to finish the course of antibiotics. It remains unclear how long and deep the slowdown needs to be to do the job. The rebounding supply side of the economy is disinflationary, which is very helpful, but there are still some unwelcome signs of stickiness in non-tradable inflation that will keep the RBNZ wary.

Diagnosing the supply side of the economy, which is necessary to make a judgement on the degree of resource stretch (the “output gap”) and thus pipeline inflation pressure, is difficult. Net migration data is prone to significant revisions for around six months after release, and as for the capital stock or productivity, good luck to you. It makes intuitive sense that the influx of workers will have increased productivity as long-needed skills are finally available and capital can be fully utilised, but it’s hard to know where we’re at in that process, and that matters a lot.

GDP data is therefore just one input into estimating capacity pressures. The RBNZ looks at a wide range of [direct indicators of the output gap](#), many of which come from the NZIER’s QSBO and Stats NZ’s labour market data. The QSBO was out this week and provided a mixed picture (see our [Review](#)), with some capacity indicators stronger and some weaker, but the most reliable (less volatile) measures such as the ease of finding labour would support the conclusion that resource stretch has eased a little more than the RBNZ thought in November (figure 1).

**Figure 1. RBNZ estimate of the output gap and standardised QSBO capacity indicators**



Source: NZIER, Macrobond, ANZ Research

It's worth noting in passing that the downward revisions to GDP were primarily to government consumption, exports and business investment. There was nothing to prompt a rethink by the RBNZ on where household consumption has been or is going, and that's the single most important sector in terms of monetary policy transmission.

The upshot: the RBNZ could conclude the weaker GDP data last year is a really big deal for the inflation outlook, or actually not that important, depending on how they diagnose the cause of the surprise. Did demand crash more quickly than expected, or were supply issues the main constraint, or some mix of the two? On balance, it's very likely that the RBNZ will revise down its estimate of upcoming inflation pressure to some extent, and in that context, the market reaction, to bring forward the timing of cuts, was entirely logical. But it's not a slam dunk for imminent cuts.

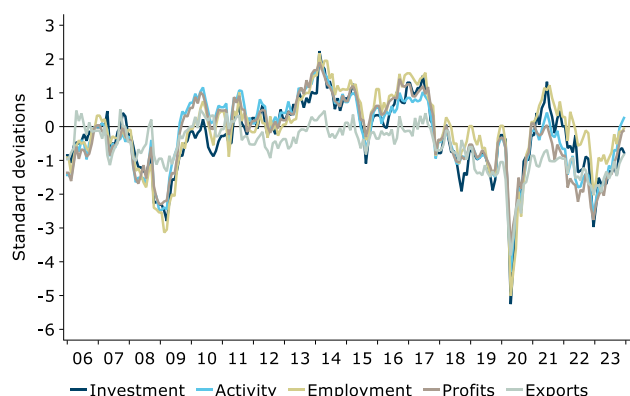
### There's still a good case to be cautious

It would be easy to conclude that since the economy has been weaker than thought (and is outright dire in per capita terms, down 3% y/y), it is falling into a pit of despair that only OCR cuts can save it from. But it's entirely possible that the unexpected weakness in 2023 is a harbinger of unexpected *strength* in 2024, not further weakness, ie that it's partly a question of the timing of monetary policy impacts. Many forward-looking economic indicators are looking up, implying that the question of whether the RBNZ has done enough will not necessarily be resolved as quickly as the market expects.

**ANZBO forward-looking activity indicators** have been rising for almost a year. They've been something of a lone voice, but they've now been corroborated by a strong lift in the NZIER QSBO equivalents.

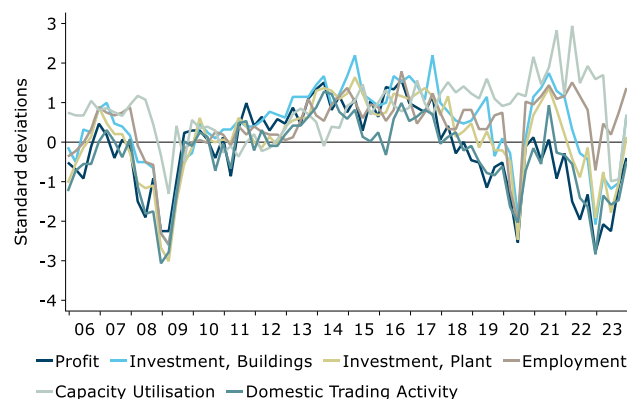
**Figures 2 and 3. Standardised forward-looking activity indicators**

**ANZBO (12m ahead)**



Source: Macrobond, ANZ Research

**NZIER QSBO (3m ahead)**



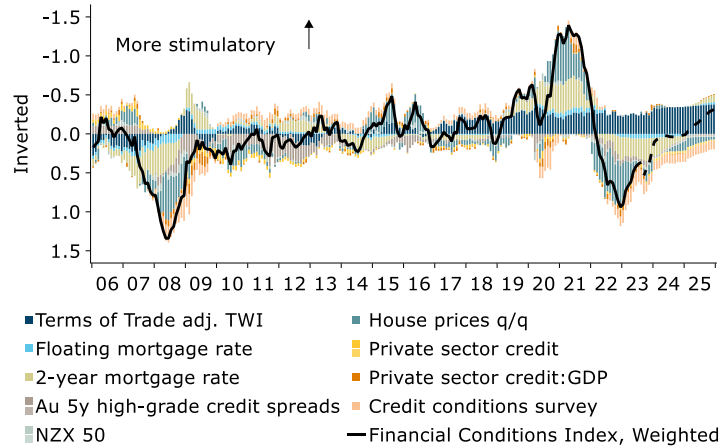
Source: NZIER, Macrobond, ANZ Research

Why might activity start to recover soon?

- **The lagged impacts of net migration are still working through**, including the impact on housing market activity. [Housing market activity](#) and pricing remain subdued, but the 4% increase we expect this year is nonetheless a very different environment from the relentless falls seen while the RBNZ was increasing the OCR.
- **Financial conditions are easing**, not least because house prices have bottomed, though the causality between housing and the broader economy runs both ways. Fixed mortgage rates are falling. The ANZ Financial Conditions Index (FCI) leads GDP by about nine months, and it

wasn't surprised by the GDP revisions or weak Q3 outturn. But it suggests a sharp V-shaped bounce from here (even before we update our mortgage rate forecasts for our updated lower OCR track).

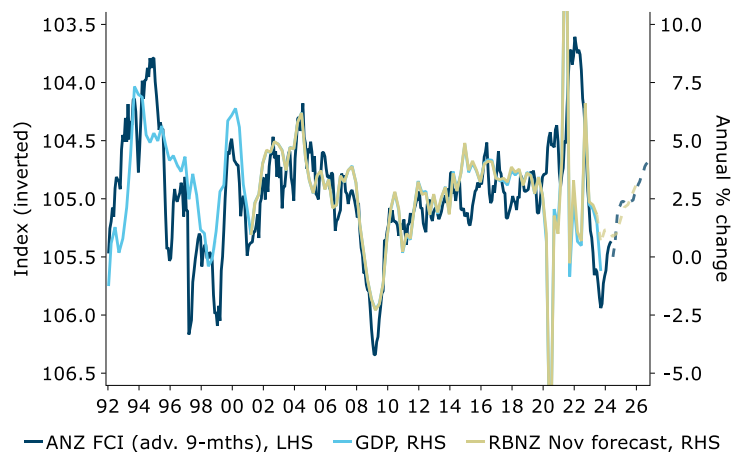
**Figure 4. ANZ Financial Conditions Index**



Source: Stats NZ, RBNZ, Bloomberg, Macrobond, ANZ Research

NB: Held constant at the last value in the projection: credit conditions, credit spreads and equities.

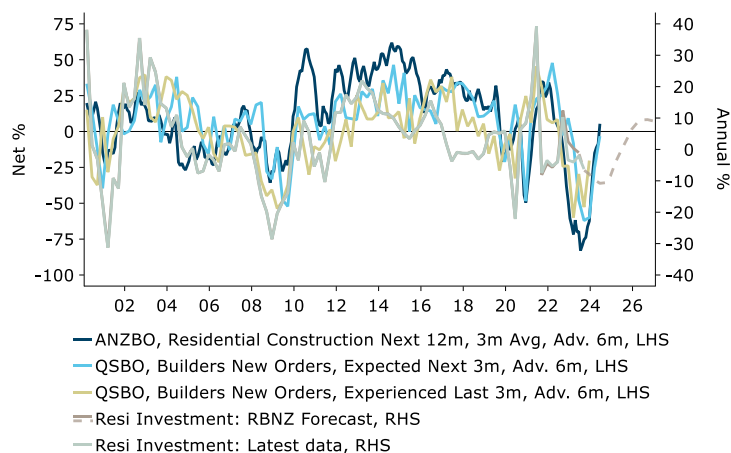
**Figure 5. ANZ FCI vs. GDP actual and RBNZ forecast**



Source: Stats NZ, RBNZ, S&P, REINZ, Bloomberg, Macrobond, ANZ Research

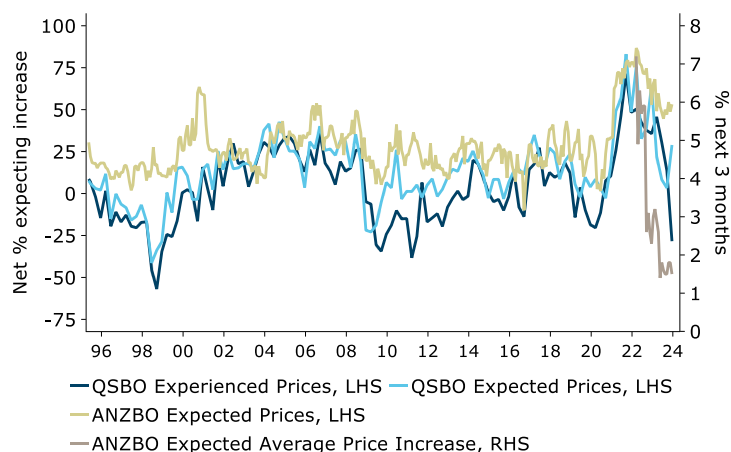
- Construction may be about to bottom out.** The housing market rebound has been underwhelming, which suits the RBNZ just fine. However, both the ANZBO and the NZIER QSBO suggests that consents and construction activity could soon base. Compared to November, the RBNZ may be looking at a residential investment slowdown that is sharper but not as prolonged (figure 6), with unclear implications for the inflation outlook. Some comfort comes from the fact that construction cost indicators continue to ease markedly.

**Figure 6. Surveyed construction indicators vs RBNZ residential investment forecast**



Source: ANZ, RBNZ, Stats NZ, Macrobond, ANZ Research

**Figure 7. Survey construction sector price indicators**



Source: NZIER, Macrobond, ANZ Research

- **The tourism recovery continues.** The big wins are behind us (and weren't enough to save GDP last year!) but the likes of [ANZ card spending](#) shows tourism spending growth remains a bright spot. The RBNZ is already assuming a strong comeback, however, so there's not really much new news here.

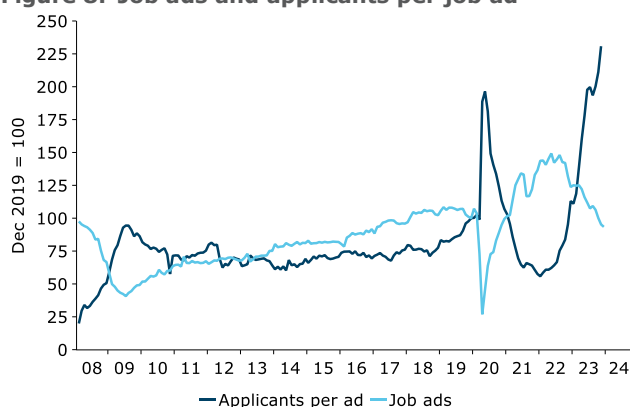
As we noted in our NZIER QSBO [Review](#), improving demand is only inflationary to the extent that it isn't matched by growth in the supply side of the economy, and as noted above, the RBNZ is likely to revise its starting point estimate of the output gap and thus pipeline inflation pressures down. And the loosening labour market provides more evidence that the economy (and domestically generated inflation) is indeed cooling quickly enough to enable cuts this year. But those expecting an all-in pivot from the RBNZ will likely have to wait until some of the above questions about a potentially inflationary rebound are resolved – more runs on the board in terms of non-tradable inflation outcomes would be a great start. That could happen by May, but our current best guess is that it will take a little longer for the RBNZ to have the certainty it needs.

## The labour market is cooling: tick

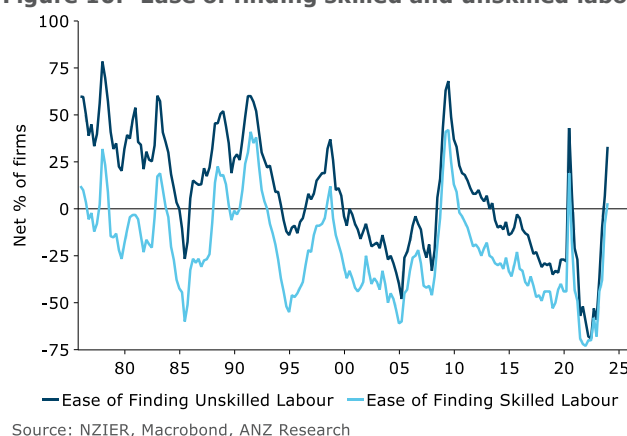
Given the economic weakness last year that has now been revealed, and the enormous surge of new workers via net migration, the labour market should be weakening. And it clearly is doing exactly that:

- Seek job ads are down 37% from their May 2022 peak and applicants per job ad have soared (figure 8).
- The unemployment rate has risen from its trough of 3.2% to 3.9% in Q3, with the more cycle-sensitive measures of unemployment (eg youth unemployment) already well off their lows (figure 9).
- In the [NZIER QSBO](#), the ease of finding skilled and particularly, unskilled labour soared (figure 10). The proportion of firms reporting that labour is the main constraint on their production continues to ease.
- Firms are reporting much lower past and expected wage settlements (figure 11).

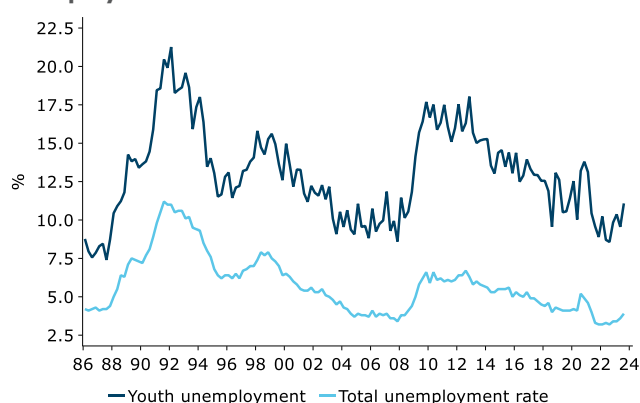
**Figure 8. Job ads and applicants per job ad**



**Figure 10. Ease of finding skilled and unskilled labour**



**Figure 9. Unemployment rate and youth unemployment rate**



**Figure 11. ANZBO past and expected wage settlements**



Looking at the range of labour market capacity indicators the RBNZ focuses on, [we estimate](#) that the labour market is already no longer inflationary.

Complicating the picture somewhat is the fact that employment indicators outside of job ads have remained robust: employment intentions are rising and filled jobs continue to lift. What squares the circle is the ongoing catch-up from the massive pent-up demand for labour from the period when the

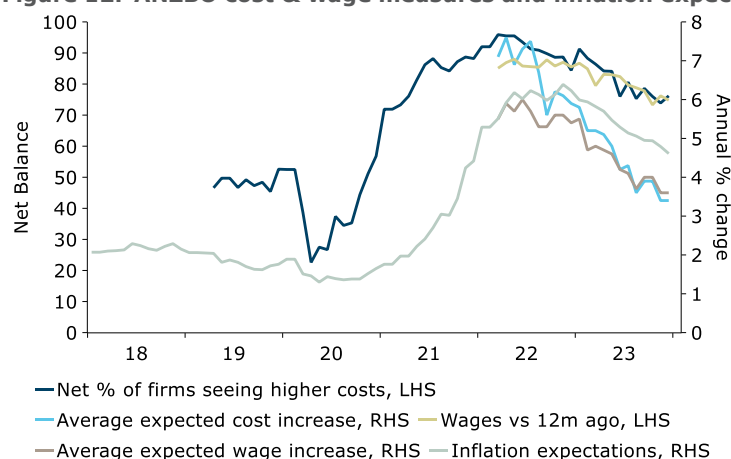
border was closed. Estimating how much of this dynamic remains to play out is difficult, but intuition suggests that after 18 months and nearly quarter of a million arrivals, it must be close. Anecdote and media stories are starting to switch to new immigrants finding their jobs disappearing, particularly in construction, and local workers will also be displaced by migrants to some extent. Overall, the risks seem tilted towards unemployment rising faster than the RBNZ forecast back in November.

## CPI inflation is falling

**Our forecast for next week's Q4 CPI inflation is slightly lower than the RBNZ's** (0.6% q/q versus 0.8% q/q), which would see headline annual inflation drop from 5.6% to 4.7% y/y. But the expected surprise is all on the tradable side, so has no implications for the OCR outlook. Our forecast for non-tradable inflation is the same as the RBNZ's (a fall from 6.3% to 5.7% y/y).

Most direct inflation indicators continue to track lower. Expected costs and wage expectations, past wages, inflation expectations: all are well off their peaks and dutifully trending lower, while still being too high in absolute terms (figure 12).

**Figure 12. ANZBO cost & wage measures and inflation expectations**

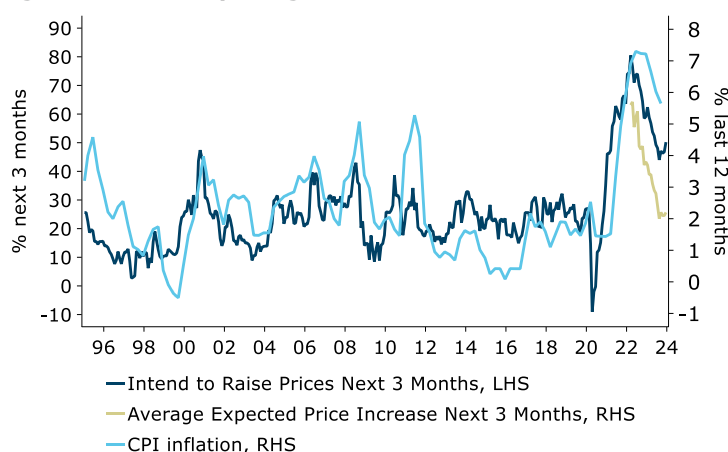


Source: Macrobond, ANZ Research

There is one fly in the ointment: the stubbornly high proportion of firms survey who intend to raise their prices. As figure 13 shows, that's risen from a trough of 44% in August to back over 50% in December. And the average expected price increase over that time has risen too. Since costs and inflation react to economic activity with a lag, it is entirely reasonable to expect that these measures will soon resume falling towards where they need to be. But as long as there is a chance that progress in bringing inflation down could stall, the RBNZ will remain cautious of declaring 'job done' prematurely.



Figure 13. ANZBO pricing intentions and CPI inflation



Source: Macrobond, Stats NZ, ANZ Research

### Wild cards

It's worth recalling that there are plenty of things that could change the economic and inflation picture abruptly, but the RBNZ will take a "cross that bridge when we come to it" approach to these kinds of risks.

- **Oil prices.** Geopolitical risks abound, but oil prices have been remarkably chilled. A sharp increase in oil prices is certainly not our forecast but could put the RBNZ in a pickle, as we discussed in [this note](#).
- **Shipping costs.** Due to drought and geopolitical issues, the world's major shipping canals are operating significantly under their usual capacity. The observed rise in shipping costs could add perhaps half a percent to NZ CPI inflation, if sustained. The RBNZ may or may not build any of this into their CPI forecast.
- **El Niño.** It's not playing out like a typical El Niño system, but there's plenty of summer to go, with potential disruptive effects on New Zealand's food production and export earnings. Meteorologists are warning of the risks of both drought and extreme rain events in the months ahead.
- **Fiscal policy.** The new Government is on a mission to cut spending, but also on a mission to deliver tax cuts. How those two things balance out in terms of fiscal stimulus remains to be seen, and won't be known with a great deal of certainty before the May Budget.
- **Global economic risks.** Debt has increased sharply in recent years, followed by a dramatic increase in interest rates, and one can't rule out that financial stresses could re-emerge in some of the more opaque parts of the global financial system even now that rates are off their highs.



## Bottom line: our OCR call

Putting it all together, it's clear as mud, frankly. But the murkiness is around a less inflationary baseline than was evident in November – the RBNZ has more runs on the board than they knew, in terms of cooling activity.

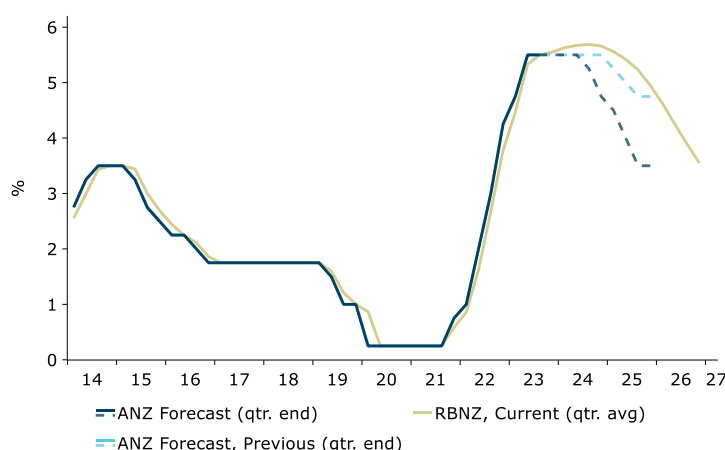
Our current best estimate is that the RBNZ will be ready to cut the OCR by the August MPS, assuming no wild-card developments. We expect inflation to be back in the band in that quarter (Q3); we are forecasting unemployment to have cracked the 5% mark (and to still be headed higher); and we estimate that the output gap will be deeply negative. With this economic data in the rear-view mirror, the risk of seeing inflation run away again would be much smaller than the risk of unnecessarily pushing the economy into a state that requires significant stimulus to revive it.

The risk of holding policy too tight for too long and the costs of potentially easing too soon are by nature asymmetric. If you cut a bit late, you just cut faster and hope it comes out in the wash with little harm done. If you realise you have cut too soon, you have to try to haul the market back for a second round of hikes with much bigger swings in rates and potentially damaged inflation-fighting credibility. And even just giving the market the green light to price cuts aggressively could see fixed mortgage rates fall meaningfully, easing monetary conditions and giving the housing market a second wind.

Upshot: don't expect a lot of advance warning of policy easing. The sensible strategy for the RBNZ is to deny-deny-deny-cut.

For the sake of argument, following the first cut we then have a steady string of cuts taking the OCR back to 3.5% a year later to the RBNZ's forecast horizon neutral OCR estimate (figure 14). In real life, the OCR tends to go up the stairs (admittedly more of a ladder this cycle!) and down the elevator, due to the asymmetric nature of positive and negative economic shocks, but we won't attempt to anticipate the unforecastable.

**Figure 14. OCR forecast**



Source: RBNZ, Macrobond, ANZ Research

---

### What could make us change our view?

We've been pretty upfront about the uncertainty about how this year could pan out. So what could see the RBNZ cut earlier than August?

- A disinflationary shock, be that global or local (eg trading partner growth, energy costs, severe drought).
- Unemployment and other spare capacity indicators rise faster than the RBNZ expects. The risks appear tilted that way for unemployment, but the risks around other capacity indicators are more mixed.
- Pricing intentions gap lower, making up for lost time.
- Fiscal policy is meaningfully more contractionary than expected, eg cuts to spending are deep, and tax cuts are significantly reduced, deferred or cancelled.

### What could delay a cut beyond August?

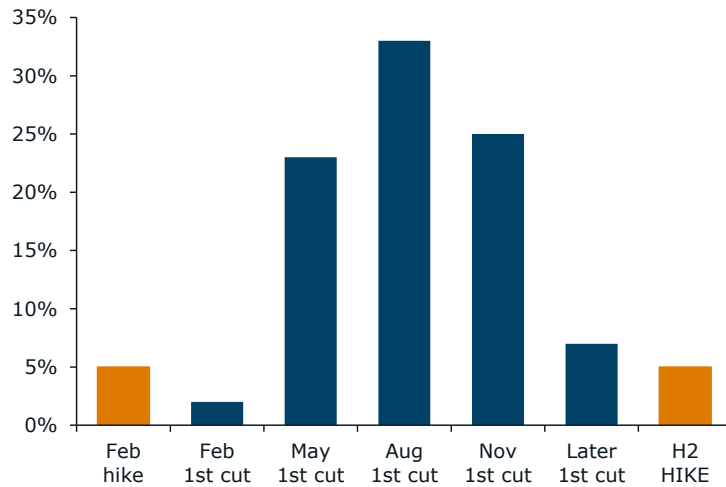
- The rebound out of recession is imminent and enthusiastic as the demand-side impacts of net migration kick in with gusto.
- Evidence of stickiness in non-tradable inflation emerges in both inflation indicators and CPI data itself.
- Sharp falls in fixed mortgage rates bring about a second wind in the housing market that leads to a rebound in consumption.
- Tax cuts outweigh spending cuts on the fiscal side.

### What could bring about a hike?

- The RBNZ in November made its intolerance clear for any kind of upside surprise to inflation. CPI data is next week – as noted above, the only surprise for the RBNZ we're anticipating is a small helpful one on the tradable side. But never say never! All else equal, the weaker starting point for the economy means the bar is higher for a non-tradables inflation surprise prompting a hike in February. But it's not insurmountable. We and the RBNZ are forecasting a fall in non-tradable inflation from 6.3% to 5.7%. Anything with a 6-handle could spook the horses.
- The other scenario for another hike is that inflation levels out too high. But ongoing disinflation is pretty much baked in for the next six months due to previous economic weakness, so this is not likely a risk the market will need to think about imminently.

Forecasting anything beyond six months out is best thought of as an interesting thought experiment at the best of times, and as we've outlined, there are lots of moving parts on the supply side of the economy currently. So we're happy to be upfront in saying that we don't have strong conviction on August as the timing. Figure 15 below outlines how we currently see the odds. Fair to say everything is on the table. Indeed, the table needs a serious declutter, even abstracting from the possibility that the first cut is at a Review rather than a Monetary Policy Statement.

**Figure 15. ANZ Research's odds of the next move in the OCR**

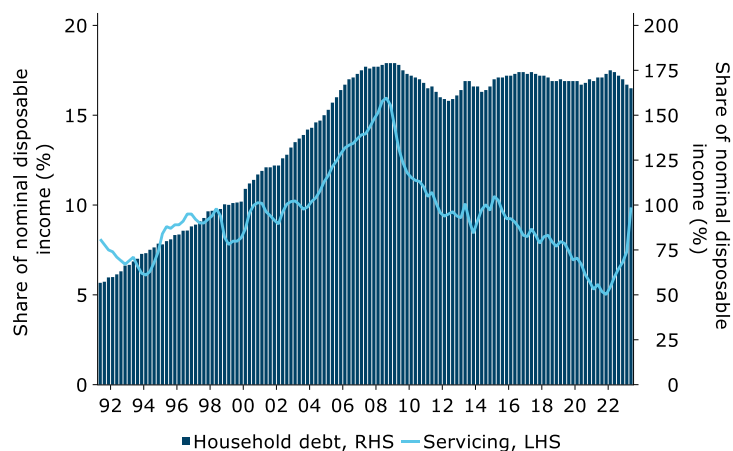


Source: RBNZ, ANZ Research

There are two arguments for cutting imminently that are unconvincing, in our view, yet which might seem intuitive to someone who doesn't have much time to devote to studying the NZ data.

- a) Because we're in recession, cuts will come soon. As discussed in the strategy section above, a *prolonged* period of sub-par activity has been the plan pretty much from the get-go of this hiking cycle.
- b) Because New Zealand hiked early, they'll cut early. The IMF estimates that New Zealand had the most overheated economy in the world in 2022, no doubt related to the fact that fiscal stimulus has been far greater and prolonged here than in most countries to which we typically compare ourselves. The RBNZ has faced a bigger job than most, and it's not done yet. It's also worth remembering that the RBNZ has not hiked the OCR to anywhere close to its 2008 peak (8.25%), unlike the Fed, the Bank of England, or the ECB. The shock value of the rapid increase in rates is absolutely real; the impact is clear. But rates aren't actually that high – we see the household debt servicing burden peaking at around 11%, compared to over 15% in 2008 (figure 16).

**Figure 16. Household debt servicing**



Source: Stats NZ, RBNZ, Macrobond, ANZ Research

---

## Markets

Our new OCR forecasts suggest that New Zealand swap rates and bond yields will fall further over time, thanks mainly to our updated expectation that the RBNZ will be comfortable taking the OCR back to a more neutral level of 3.5%. However, it will be a patience game for markets, which are gunning for the first cut in May (with a full 25bp cut priced in by that date). While we acknowledge the tendency of markets to front-run the RBNZ, we do think markets have gotten ahead of themselves in the short term.

Conditions are thus ripe for the upward correction currently underway to extend a little further. We're not talking a big correction, and timing will be everything. All going to plan, OCR cuts are coming – and sooner than we envisaged late last year – but we don't see them coming as soon as markets expect, and the RBNZ is unlikely to endorse them until they are actually ready to cut. That doesn't just put markets in a tough spot; it's also suggestive of volatility, which we think will broadly take the form of rates backing up slightly near term before falling more aggressively from mid-year.

On the currency front, as we have seen this month, lower interest rates and expectations of earlier OCR cuts have been a headwind for the Kiwi, but if we do see rates markets correct higher, that has the potential to draw a line under NZD/USD, especially with the Fed on track to deliver deeper cuts this year, having made better progress in taming inflation.



## Contact us

---

### Meet the team

We welcome your questions and feedback. Click [here](#) for more information about our team.



**Sharon Zollner**  
Chief Economist

Follow Sharon on X  
@sharon\_zollner

Telephone: +64 9 357 4094  
Email: [sharon.zollner@anz.com](mailto:sharon.zollner@anz.com)

General enquiries:  
[research@anz.com](mailto:research@anz.com)

Follow ANZ Research  
@ANZ\_Research (global)



**David Croy**  
Senior Strategist

Market developments, interest rates, FX, unconventional monetary policy, liaison with market participants.

Telephone: +64 4 576 1022  
Email: [david.croy@anz.com](mailto:david.croy@anz.com)



**Susan Kilsby**  
Agricultural Economist

Primary industry developments and outlook, structural change and regulation, liaison with industry.

Telephone: +64 21 633 469  
Email: [susan.kilsby@anz.com](mailto:susan.kilsby@anz.com)



**Miles Workman**  
Senior Economist

Macroeconomic forecast co-ordinator, economic developments, GDP and activity dynamics, fiscal and monetary policy.

Telephone: +64 21 661 792  
Email: [miles.workman@anz.com](mailto:miles.workman@anz.com)



**Henry Russell**  
Economist

Macroeconomic forecasting, economic developments, labour market dynamics, inflation and monetary policy.

Telephone: +64 21 629 553  
Email: [henry.russell@anz.com](mailto:henry.russell@anz.com)



**Andre Castaing**  
Economist

Macroeconomic forecasting, economic developments, housing and monetary policy.

Telephone: +64 21 199 8718  
Email: [andre.castaing@anz.com](mailto:andre.castaing@anz.com)



**Kyle Uerata**  
Economic Statistician

Economic statistics, ANZ proprietary data (including ANZ Business Outlook), data capability and infrastructure.

Telephone: +64 21 633 894  
Email: [kyle.uerata@anz.com](mailto:kyle.uerata@anz.com)



**Natalie Denne**  
PA / Desktop Publisher

Business management, general enquiries, mailing lists, publications, chief economist's diary.

Telephone: +64 21 253 6808  
Email: [natalie.denne@anz.com](mailto:natalie.denne@anz.com)

# Important notice

---

Last updated: 18 April 2023

**The opinions and research contained in this document (which may be in the form of text, image, video or audio) are (a) not personal financial advice nor financial advice about any product or service; (b) provided for information only; and (c) intended to be general in nature and do not take into account your financial situation or goals.**

This document may be restricted by law in certain jurisdictions. Persons who receive this document must inform themselves about and observe all relevant restrictions.

**Disclaimer for all jurisdictions:** This document is prepared by ANZ Bank New Zealand Limited (ANZ Centre, 23-29 Albert Street, Auckland 1010, New Zealand). This document is distributed in your country/region by Australia and New Zealand Banking Group Limited (ABN11 005 357 522) (**ANZ**), a company incorporated in Australia or (if otherwise stated), by its subsidiary or branch (herein collectively referred to as **ANZ Group**). The views expressed in this document are those of ANZ Economics and Markets Research, an independent research team of ANZ Bank New Zealand Limited.

This document is distributed on the basis that it is only for the information of the specified recipient or permitted user of the relevant website (**recipients**).

This document is solely for informational purposes and nothing contained within is intended to be an invitation, solicitation or offer by ANZ Group to sell, or buy, receive or provide any product or service, or to participate in a particular trading strategy. Distribution of this document to you is only as may be permissible by the laws of your jurisdiction, and is not directed to or intended for distribution or use by recipients resident or located in jurisdictions where its use or distribution would be contrary to those laws or regulations, or in jurisdictions where ANZ Group would be subject to additional licensing or registration requirements. Further, any products and services mentioned in this document may not be available in all countries.

ANZ Group in no way provides any personal financial, legal, taxation or investment advice to you in connection with any product or service discussed in this document. Before making any investment decision, recipients should seek independent financial, legal, tax and other relevant advice having regard to their particular circumstances.

Whilst care has been taken in the preparation of this document and the information contained within is believed to be accurate, ANZ Group does not represent or warrant the accuracy or completeness of the information, except with respect to information concerning ANZ Group. Further, ANZ Group does not accept any responsibility to inform you of any matter that subsequently comes to its notice, which may affect the accuracy of the information in this document.

Preparation of this document and the opinions expressed in it may involve material elements of subjective judgement and analysis. Unless specifically stated otherwise: they are current on the date of this document and are subject to change without notice; and, all price information is indicative only. Any opinions expressed in this document are subject to change at any time without notice.

ANZ Group does not guarantee the performance of any product mentioned in this document. All investments entail a risk and may result in both profits and losses. Past performance is not necessarily an indicator of future performance. Any products and services described in this document may not be suitable for all investors, and transacting in these products or services may be considered risky.

ANZ Group expressly disclaims any responsibility and shall not be liable for any loss, damage, claim, liability, proceedings, cost or expense (**Liability**) arising directly or indirectly and whether in tort (including negligence), contract, equity or otherwise out of or in connection with this document to the extent permissible under relevant law. Please note, the contents of this document have not been reviewed by any regulatory body or authority in any jurisdiction.

ANZ Group may have an interest in the subject matter of this document. They may receive fees from customers for dealing in any products or services described in this document, and their staff and introducers of business may share in such fees or remuneration that may be influenced by total sales, at all times received and/or apportioned in accordance with local regulatory requirements. Further, they or their customers may have or have had interests or long or short positions in any products or services described in this document, and may at any time make purchases and/or sales in them as principal or agent, as well as act (or have acted) as a market maker in such products. This document is published in accordance with ANZ Group's policies on conflicts of interest and ANZ Group maintains appropriate information barriers to control the flow of information between businesses within the group.

Your ANZ Group point of contact can assist with any questions about this document including for further information on these disclosures of interest.

**Australia.** ANZ holds an Australian Financial Services licence no. 234527. For a copy of ANZ's Financial Services Guide please [click here](#) or request from your ANZ point of contact.

**Brazil.** This document is distributed on a cross border basis and only following request by the recipient. No securities are being offered or sold in Brazil under this document, and no securities have been and will not be registered with the Securities Commission - CVM.

**Brunei, Japan, Kuwait, Malaysia, Switzerland, Taiwan.** This document is distributed in each of these jurisdictions by ANZ on a cross-border basis.

**Cambodia.** The information contained in this document is confidential and is provided solely for your use upon your request. This does not constitute or form part of an offer or solicitation of any offer to engage services, nor should it or any part of it form the basis of, or be relied in any connection with, any contract or commitment whatsoever. ANZ does not have a licence to undertake banking operations or securities business or similar business, in Cambodia. By requesting financial services from ANZ, you agree, represent and warrant that you are engaging our services wholly outside of Cambodia and subject to the laws of the contract governing the terms of our engagement.

**Canada.** This document is general information only, is intended for institutional use only – not retail, and is not meant to be tailored to the needs and circumstances of any recipient. In addition, this document is not intended to be an offer or solicitation to purchase or sell any security or other financial instrument or to employ a specific investment strategy.

**Chile.** You understand and agree that ANZ is not regulated by Chilean Authorities and that the provision of this document is not subject to any Chilean supervision and is not guaranteed by any regulatory or governmental agency in Chile.

**Fiji.** For Fiji regulatory purposes, this document and any views and recommendations are not to be deemed as investment advice. Fiji investors must seek licensed professional advice should they wish to make any investment in relation to this document.

**Hong Kong.** This document is issued or distributed in Hong Kong by the Hong Kong branch of ANZ, which is registered at the Hong Kong Monetary Authority to conduct Type 1 (dealing in securities), Type 4 (advising on securities) and Type 6 (advising on corporate finance) regulated activities. The contents of this document have not been reviewed by any regulatory authority in Hong Kong. If you are in any doubt about any of the contents of this document, you should obtain independent professional advice.

**India.** If this document is received in India, only you (the specified recipient) may print it provided that before doing so, you specify on it your name and place of printing.

**Israel.** ANZ is not a holder of a licence granted in Israel pursuant to the Regulation of Investment Advising, Investment Marketing and Portfolio Management Law, 1995 ("Investment Advice Law") and does not hold the insurance coverage required of a licensee pursuant to the Investment Advice Law. This publication has been prepared exclusively for Qualified Clients as such term is defined in the First Schedule to the Investment Advice Law. As a prerequisite to the receipt of a copy of this publication a recipient will be required to provide confirmation and evidence that it is a Qualified Client. Nothing in this publication should be considered Investment Advice or Investment Marketing as defined in the Investment Advice Law. Recipients are encouraged to seek competent investment advice from a locally licensed investment adviser prior to making any investment.

**Macau.** Click [here](#) to read the disclaimer for all jurisdictions in Mandarin. 澳门。点击[此处](#)阅读所有司法管辖区的免责声明的中文版。

**Myanmar.** This document is intended to be general and part of ANZ's customer service and marketing activities when implementing its functions as a licensed bank. This document is not Securities Investment Advice (as that term is defined in the Myanmar Securities Transaction Law 2013).



# Important notice

**New Zealand.** This document is distributed in New Zealand by ANZ Bank New Zealand Limited. The material is for information purposes only and is not financial advice about any product or service. We recommend you seek advice about your financial situation and goals before acquiring or disposing of (or not acquiring or disposing of) a financial product.

**Oman.** ANZ neither has a registered business presence nor a representative office in Oman and does not undertake banking business or provide financial services in Oman. Consequently ANZ is not regulated by either the Central Bank of Oman (**CBO**) or Oman's Capital Market Authority (**CMA**). The information contained in this document is for discussion purposes only and neither constitutes an offer of securities in Oman as contemplated by the Commercial Companies Law of Oman (Royal Decree 4/74) or the Capital Market Law of Oman (Royal Decree 80/98), nor does it constitute an offer to sell, or the solicitation of any offer to buy non-Omani securities in Oman as contemplated by Article 139 of the Executive Regulations to the Capital Market Law (issued vide CMA Decision 1/2009). ANZ does not solicit business in Oman and the only circumstances in which ANZ sends information or material describing financial products or financial services to recipients in Oman, is where such information or material has been requested from ANZ and the recipient understands, acknowledges and agrees that this document has not been approved by the CBO, the CMA or any other regulatory body or authority in Oman. ANZ does not market, offer, sell or distribute any financial or investment products or services in Oman and no subscription to any securities, products or financial services may or will be consummated within Oman. Nothing contained in this document is intended to constitute Omani investment, legal, tax, accounting or other professional advice.

**People's Republic of China (PRC).** This document may be distributed by either ANZ or Australia and New Zealand Bank (China) Company Limited (**ANZ China**). Recipients must comply with all applicable laws and regulations of PRC, including any prohibitions on speculative transactions and CNY/CNH arbitrage trading. If this document is distributed by ANZ or an Affiliate (other than ANZ China), the following statement and the text below is applicable: No action has been taken by ANZ or any affiliate which would permit a public offering of any products or services of such an entity or distribution or re-distribution of this document in the PRC. So, the products and services of such entities are not being offered or sold within the PRC by means of this document or any other document. This document may not be distributed, re-distributed or published in the PRC, except under circumstances that will result in compliance with any applicable laws and regulations. If and when the material accompanying this document relates to the products and/or services of ANZ China, the following statement and the text below is applicable: This document is distributed by ANZ China in the Mainland of the PRC.

**Peru.** The information contained in this document has not been, and will not be, registered with or approved by the Peruvian Superintendency of the Securities Market (Superintendencia del Mercado de Valores, **SMV**) or the Lima Stock Exchange (Bolsa de Valores de Lima, **BVL**) or under the Peruvian Securities Market Law (Legislative Decree 6 861), and will not be subject to Peruvian laws applicable to public offerings in Peru. To the extent this information refers to any securities or interests, it should be noted the securities or interests may not be offered or sold in Peru, except if (i) such securities or interests were previously registered with the Peruvian Superintendency of the Securities Market, or (ii) such offering is considered a private offering in Peru under the securities laws and regulation of Peru.

**Qatar.** This document has not been, and will not be:

- lodged or registered with, or reviewed or approved by, the Qatar Central Bank (**QCB**), the Qatar Financial Centre (**QFC**) Authority, QFC Regulatory Authority or any other authority in the State of Qatar (**Qatar**); or
- authorised or licensed for distribution in Qatar, and the information contained in this document does not, and is not intended to, constitute a public offer or other invitation in respect of securities in Qatar or the QFC.

The financial products or services described in this document have not been, and will not be:

- registered with the QCB, QFC Authority, QFC Regulatory Authority or any other governmental authority in Qatar; or
- authorised or licensed for offering, marketing, issue or sale, directly or indirectly, in Qatar.

Accordingly, the financial products or services described in this document are not being, and will not be, offered, issued or sold in Qatar, and this document is not being, and will not be, distributed in Qatar. The offering, marketing, issue and sale of the financial products or services described in this document and distribution of this document is being made in, and is subject to the laws, regulations and rules of, jurisdictions outside of Qatar and the QFC. Recipients of this document must abide by this restriction and not distribute this document in breach of this restriction. This document is being sent/issued to a limited number of institutional and/or sophisticated investors (i) upon their request and confirmation that they understand the statements above; and (ii) on the condition that it will not be provided to any person other than the original recipient, and is not for general circulation and may not be reproduced or used for any other purpose.

**Singapore.** To the extent that this document contains any statements of opinion and/or recommendations related to an investment product or class of investment product (as defined in the Financial Advisers Act 2001), this document is distributed in Singapore by ANZ solely for the information of "accredited investors", "expert investors" or (as the case may be) "institutional investors" (each term as defined in the Securities and Futures Act 2001 of Singapore). ANZ is licensed in Singapore under the Banking Act 1970 of Singapore and is exempted from holding a financial adviser's licence under Section 23(1)(a) of the Financial Advisers Act 2001 of Singapore. In respect of any matters arising from, or in connection with, the distribution of this document in Singapore, please speak to your usual ANZ contact in Singapore.

**United Arab Emirates (UAE).** This document is distributed in the UAE or the Dubai International Financial Centre (**DIFC**) (as applicable) by ANZ. This document does not, and is not intended to constitute: (a) an offer of securities anywhere in the UAE; (b) the carrying on or engagement in banking, financial and/or investment consultation business in the UAE under the rules and regulations made by the Central Bank of the UAE, the Emirates Securities and Commodities Authority or the UAE Ministry of Economy; (c) an offer of securities within the meaning of the Dubai International Financial Centre Markets Law (**DIFCML**) No. 12 of 2004; and (d) a financial promotion, as defined under the DIFCML No. 1 of 200. ANZ DIFC Branch is regulated by the Dubai Financial Services Authority (**DFSA**). The financial products or services described in this document are only available to persons who qualify as "Professional Clients" or "Market Counterparty" in accordance with the provisions of the DFSA rules.

**United Kingdom.** This document is distributed in the United Kingdom by Australia and New Zealand Banking Group Limited (**ANZ**) solely for the information of persons who would come within the Financial Conduct Authority (**FCA**) definition of "eligible counterparty" or "professional client". It is not intended for and must not be distributed to any person who would come within the FCA definition of "retail client". Nothing here excludes or restricts any duty or liability to a customer which ANZ may have under the UK Financial Services and Markets Act 2000 or under the regulatory system as defined in the Rules of the Prudential Regulation Authority (**PRA**) and the FCA. ANZ considers this document to constitute an Acceptable Minor Non-Monetary Benefits (**AMNMB**) under the relevant inducement rules of the FCA. ANZ is authorised in the United Kingdom by the PRA and is subject to regulation by the FCA and limited regulation by the PRA. Details about the extent of our regulation by the PRA are available from us on request.

**United States.** Except where this is a FX-related document, this document is distributed in the United States by ANZ Securities, Inc. (**ANZ SI**) which is a member of the Financial Regulatory Authority (**FINRA**) ([www.finra.org](http://www.finra.org)) and registered with the SEC. ANZSI's address is 277 Park Avenue, 31st Floor, New York, NY 10172, USA (Tel: +1 212 801 9160 Fax: +1 212 801 9163). ANZSI accepts responsibility for its content. Information on any securities referred to in this document may be obtained from ANZSI upon request. This document or material is intended for institutional use only – not retail. If you are an institutional customer wishing to effect transactions in any securities referred to in this document you must contact ANZSI, not its affiliates. ANZSI is authorised as a broker-dealer only for institutional customers, not for US Persons (as "US person" is defined in Regulation S under the US Securities Act of 1933, as amended) who are individuals. If you have registered to use our website or have otherwise received this document and are a US Person who is an individual: to avoid loss, you should cease to use our website by unsubscribing or should notify the sender and you should not act on the contents of this document in any way. Non-U.S. analysts may not be associated persons of ANZSI and therefore may not be subject to FINRA Rule 2242 restrictions on communications with the subject company, public appearances and trading securities held by the analysts. Where this is a FX-related document, it is distributed in the United States by ANZ's New York Branch, which is also located at 277 Park Avenue, 31st Floor, New York, NY 10172, USA (Tel: +1 212 801 916 0 Fax: +1 212 801 9163).

**Vietnam.** This document is distributed in Vietnam by ANZ or ANZ Bank (Vietnam) Limited, a subsidiary of ANZ.