

Review: RBNZ Monetary Policy Statement

27 May 2026

This is not personal advice. It does not consider your financial situation or goals. Refer to the Important Notice at the end of this document.



Contact

[Sharon Zollner](#) for more details.

Confused by acronyms or jargon? See a glossary [here](#).

Update subscription preferences at www.research.anz.com

Listen to our daily [podcast](#)



Itching to hike

- As expected, the RBNZ left the Official Cash Rate (OCR) unchanged at 2.25% today. However, it was a close-run thing: the decision was reached via a 3:3 vote for hike versus hold (with all three externals preferring a hike), and the Governor’s vote breaking the tie.
- The accompanying OCR track implies a very high chance of back-to-back hikes at the next three meetings, with a slower rise to a peak of 3.28% by June 2029 (versus 3.0% in the February MPS).
- We continue to forecast three hikes this year, in July, September and October. We have open minds on whether the OCR will need to go north of 3%, but there’s a lot of water to flow under that bridge. The data will decide that in the fullness of time, not the RBNZ’s forecasts here and now.

In brief

Only 1 of 29 forecasters thought the OCR would be lifted today, and the market was pricing less than 20% odds of a move. But in the end, the decision to leave the OCR unchanged took a close vote, with the three external Committee members voting to hike (Carl Hansen, Hayley Gourley, and Prasanna Gai) and the three staff members voting to hold (Paul Conway, Karen Silk and Anna Breman). In a tie the Governor has the casting vote.

The end point of the OCR projection was lifted a little further than we expected. It now implies four hikes rather than three, reaching a peak of 3.28%. The RBNZ described risks around the inflation outlook as to the upside, despite downside risks to growth.

We continue to forecast the RBNZ will hike 25bp at the next three meetings (July, September, and October). The RBNZ’s OCR track is consistent with that but thereafter features one more hike of indeterminate timing. It may well be that the OCR will ultimately go higher than 3%, our current forecast peak. Or it may not make it that far! There’s a lot of water to flow under the bridge yet – it’s not the RBNZ’s views today that will determine where the OCR ultimately ends up.

Short-end swap rates and the NZD/USD moved higher as markets reacted to the split vote and the RBNZ’s track implying more front-loaded hikes than markets had been pricing in.

Figure 1. OCR forecast



Source: RBNZ, Macrobond, ANZ Research

Key quotes

- **OCR decision:** “The Monetary Policy Committee today voted to hold the OCR at 2.25 percent.”
- **The vote:** “Three Committee members (Anna Breman, Karen Silk, Paul Conway) voted to leave the OCR on hold and three members (Carl Hansen, Hayley Gourley, Prasanna Gai) voted for a 25-basis point increase. In this instance, the chairperson has a casting vote, meaning the OCR remains on hold at 2.25 percent.”
- **OCR outlook:** “On balance, the OCR will most likely need to increase sooner and by more than envisaged in the February Monetary Policy Statement.”
- **Global outlook:** “The global economic backdrop remains uncertain.”...“On balance, New Zealand’s trading partners are expected to see weaker growth and higher inflation.”
- **Domestic activity:** “Near-term economic activity is likely to be weaker than assumed in the February Statement because of the Middle East conflict”...“With weaker consumption and investment, annual GDP growth in 2026 is now expected to be 0.9 percentage points lower than assumed in the February Statement.”
- **Inflation outlook:** “Inflation is expected to peak at 4.3 percent in the September quarter and to return to the 2 percent target mid-point in mid-2027. Currently, core inflation, wage growth, and medium- to long-term inflation expectations remain consistent with inflation returning to the 2-percent target mid-point over the medium term.”

Overall, the Committee agrees that the OCR will most likely need to go higher, but there are differences in views about how quickly, and there are plenty of uncertainties about the outlook that could shift their views in the coming months. The RBNZ laid out illustrative upside and downside scenarios, showing the OCR going slightly north of 4% or staying flat at 2.25% respectively.

The decision-making process

This is the first MPS under the new guidelines around increased transparency about the Monetary Policy Committee’s deliberations. These new guidelines mean that votes are attributed, and the RBNZ also decided that any material differences in view would be attributed. As a result, we learned the following about views within the Committee:

- The ‘hold’ group (Anna Breman, Karen Silk, Paul Conway) emphasised contained core inflation and deteriorating indicators of economic activity. “Spare capacity in the economy is likely to dampen second-round inflationary pressure.”
- The ‘hike’ group (Carl Hansen, Hayley Gourley, Prasanna Gai) judged an immediate 25bp hike was warranted “given the breadth of critical inputs that have been impacted by the conflict, first-round indirect price increases could become more broad-based, feeding through to a greater risk of second-round price increases.”
- On the topic of monetary policy conditions, the ‘hold’ group noted “the wide range of estimates for the neutral interest rate, making it difficult to assess the extent to which current monetary conditions are accommodative.” In contrast, the ‘hike’ group emphasised the upward pressure on neutral rates, and that monetary conditions remained accommodative.

RBNZ forecasts in brief

The RBNZ has now centralised the oil price shock into its forecasts, resulting in a weaker outlook for activity and stronger near-term inflation. Overall, their forecasts aren’t significantly different to our own.

For the next round of tier one data:

- The RBNZ expects Q1 GDP to print at 1.0% q/q, a touch stronger than our forecast of 0.9%. Given this release will largely reflect economic conditions pre-dating the oil shock, the RBNZ is unlikely to react to a small surprise.

- CPI inflation is forecast to come in at 1.6% q/q in Q2, a touch weaker than our forecast of 1.8% q/q (we noted downside risk to our forecast following April's SPI release). Their non-tradable forecast of +0.6% q/q is a touch weaker than our expectation of 0.7% q/q. But we're on the same page for the volatile tradable side of the basket (+3.3% q/q).
- The unemployment rate is expected to hold steady at 5.4% in Q2 2026, a touch below our forecast of 5.5%.

Importantly, only GDP will be released before the July MPR, which largely pre-dates the oil shock.

See [page 8](#) for charts comparing the RBNZ's latest forecasts against the February MPS and our own forecasts.

Risks

The Committee included plenty of discussion about the significant uncertainty around the impacts of the Middle East conflict on New Zealand. The key uncertainty the Committee sees is around the balance between the upward pressures on inflation from cost pressures, versus how much weak demand will dampen medium-term inflation pressures. The Committee judged that the balance of risks is to the upside for inflation and to the downside for growth – this isn't new, but it is now around higher inflation forecasts and lower growth forecasts than previously.

Our take

The OCR decision today was a closer-run thing than we had [expected](#), but it confirms our expectation that the OCR will be lifted 25bp in July, and very likely in September and October as well. Beyond that point, while the RBNZ's current best pick is that they will need to hike once more, to 3.25%, it is very early days. The RBNZ still doesn't have a great deal to work with when it comes to assessing the balance of risks around medium-term inflation.

In big-picture terms, the data has suggested that the economy was perhaps recovering a little faster than expected over January/February, but since then, the tone of the data has soured markedly. Inflation indicators are clearly showing the impact of the cost shock, but there aren't any immediate signs of persistence – but it's arguably too soon to expect to see that in any case. The RBNZ's estimate of how high the OCR will ultimately need to go is very useful information about how the Committee is currently seeing the balance of risks, but it couldn't be further from a commitment. In a time of such uncertainty, it's a good thing that there is a wide range of estimates in the market about how high the OCR will need to go. Groupthink was an unhelpful feature of the COVID era and robust debate is healthy. It certainly appears the Committee has engaged in that this week!

Financial markets

Short-end interest rates rose modestly, with the bellwether 2-year swap rate up around 5bp to 3.52% an hour after the decision. That seems fair given that the RBNZ's OCR track implies around 80% odds of hikes in July, September and October meetings, with a fourth hike spread over later meetings. While the RBNZ's endpoint (3.28% in Q2 2029) was below what markets were pricing in (3.50% by August 2027), the RBNZ's track is more frontloaded. That's what markets are more focused on, which is natural given long-term uncertainties. We'd characterise the RBNZ's track as mildly hawkish, and that has helped propel the Kiwi slightly higher.

Media release – OCR held at 2.25%

The Monetary Policy Committee today voted to hold the OCR at 2.25 percent.

Annual consumers price inflation was 3.1 percent in the March quarter. The Middle East conflict is increasing near-term inflation and weakening economic activity. Inflation is expected to peak at 4.3 percent in the September quarter and to return to the 2 percent target mid-point in mid-2027. Currently, core inflation, wage growth, and medium- to long-term inflation expectations remain consistent with inflation returning to the 2-percent target mid-point over the medium term.

The global economic backdrop remains uncertain. Supply chain disruptions, higher prices for petrochemicals, and a more fragmented global trading environment are impacting the outlook. Growth will vary across countries, reflecting differences in energy intensity, fiscal support, and exposure to AI investment. On balance, New Zealand's trading partners are expected to see weaker growth and higher inflation.

Domestically, business contacts and surveys indicate weaker confidence and spending. For some firms, rising costs are squeezing profit margins and curbing investment and hiring intentions. Consumer confidence has fallen sharply, and the housing market remains weak. Economic conditions continue to differ across regions and sectors, with high commodity prices supporting incomes in regional New Zealand.

The outlook for medium-term inflation pressures is also uncertain. These could remain elevated if households and businesses expect higher costs in future and build those expectations into price- and wage-setting decisions today. However, weak demand and elevated unemployment will dampen medium-term inflation pressures.

The Committee remains focused on ensuring that increased costs do not lead to elevated inflation over the medium term, while avoiding unnecessary economic volatility. On balance, the OCR will most likely need to increase sooner and by more than envisaged in the February Monetary Policy Statement. The pace of OCR increases will depend on the relative influence of persistent wage- and price-setting behaviour versus weaker economic activity on medium-term inflation pressures.

Summary record of meeting – May 2026

The ongoing conflict in the Middle East is weakening economic activity and increasing near-term inflation. The Committee remains focused on ensuring that higher costs do not lead to elevated inflation over the medium term, while avoiding unnecessary economic volatility. A prolonged period of weak economic growth and elevated unemployment is expected to dampen medium-term inflationary effects. The Committee judges that the balance of risks is to the upside for inflation and to the downside for growth.

Conflict in the Middle East is disrupting global supply chains

The Middle East conflict has severely disrupted the supply of oil, gas and other petroleum products transiting through the Strait of Hormuz. The decline in oil supply has so far been mitigated through inventory drawdowns, rerouting, increased production elsewhere, and demand adjustment in some countries. This helped contain oil price increases over April and May, despite no resolution to the conflict. Nevertheless, prices for petroleum products have increased substantially since the conflict began, increasing prices for fuel and other petrochemical-intensive inputs such as plastics and fertilisers.

The Committee noted that the outlook for energy prices depends on how the conflict evolves, the extent of damage to energy infrastructure in the Middle East, and the speed with which global supply chains adjust. Members noted that these events will encourage firms to permanently reconfigure their supply chains to reduce exposure to the region. Along with stronger global demand for renewable energy, this may place further upward pressure on global energy prices in the near term.

Pricing in oil futures markets is consistent with a resolution to the conflict over coming months and shipping resuming through the Strait of Hormuz. However, given damage to energy infrastructure and the need to rebuild inventories, oil prices are expected to remain elevated over the medium term.

Trading partner inflation is increasing

The Committee noted that higher energy prices have increased headline inflation in many of New Zealand's trading partners in recent months. Trading partner inflation is expected to increase further as the direct and indirect effects of higher costs emerge. Members noted that the pass-through of higher costs to near-term inflation will vary across economies, depending on factors such as energy intensity, price controls, subsidies, or tax changes. Differences in current economic conditions, including the degree of capacity pressure, will influence the extent of medium-term inflation pressures across trading partners.

The Middle East conflict poses downside risks to global economic activity. High-frequency indicators suggest that higher petrochemical prices are weighing on

sentiment and real incomes in many economies. The impact is expected to be largest for economies with greater reliance on imported energy and energy-intensive manufacturing, including many of New Zealand's Asian trading partners. In some cases, these headwinds may be partly offset by continued strong demand for artificial intelligence exports and fiscal support.

The New Zealand economy was recovering prior to the conflict

The Committee noted New Zealand was in the early stages of an economic recovery. GDP growth of 0.2 percent in the December 2025 quarter was lower than expected, but timely indicators suggest the economy continued to expand in the March 2026 quarter. For example, strength in retail spending broadened across industries and businesses reported increasing capacity constraints, consistent with the economic recovery gaining momentum.

There has been significant spare capacity in the New Zealand economy for some time. This is reflected in a range of indicators, with the output gap estimated to be -1.3 percent of potential output in the March 2026 quarter, broadly in line with the estimate in February.

The labour market was stabilising, with employment growing modestly and annual wage inflation remaining at 2 percent in the March 2026 quarter. Net migration has increased materially since late 2025. Unemployment remains elevated, indicative of spare capacity in the labour market.

Annual headline inflation remained at 3.1 percent in the March 2026 quarter, which was higher than expected in the February Statement largely due to fuel price increases over March. Underlying inflation has continued to gradually ease, with measures of core inflation declining on average to 2.3 percent.

Near-term inflation is expected to increase and economic growth to weaken

First round direct and indirect effects from higher petrochemical prices will increase inflation this year. Direct effects, through higher fuel prices for businesses, are expected to occur slightly faster than the indirect effects of higher prices of petrochemical-intensive inputs. Intelligence from business engagements indicates that some firms have implemented temporary fuel surcharges, although the extent of this varies across sectors. Some businesses are absorbing cost increases into margins given weak demand, while others are embedding higher costs into price changes.

The Committee noted elevated uncertainty around its near-term inflation forecast. The forecast incorporates current oil futures pricing, which assumes Dubai oil prices fall to USD96 by the end of the year. Annual headline inflation is expected to increase to a peak of 4.3 percent by the September 2026 quarter and to return to the target mid-point in mid-2027. While shorter-term inflation expectations have increased, medium- to longer-term expectations remain close to 2 percent.

Near-term economic activity is likely to be weaker than assumed in the February Statement because of the Middle East conflict. Higher fuel prices are increasing costs, lowering profit margins for many businesses, and reducing real incomes and household purchasing power. High frequency data, including electronic card transactions and measures of business and consumer confidence, are pointing to weak demand in the near term. With weaker consumption and investment, annual GDP growth in 2026 is now expected to be 0.9 percentage points lower than assumed in the February Statement. These forecasts indicate a slower economic recovery in the near term, with the pace of economic growth increasing by the end of the year.

Financial conditions have tightened

Market expectations for central bank policy rates have increased, both domestically and abroad. The Committee discussed how differences in economic starting points, fiscal and structural policy responses to higher fuel prices, and reliance on imported energy will influence the monetary policy response required to contain medium-term inflation across countries.

The Committee noted that financial conditions in New Zealand have tightened through higher wholesale interest rates passing through to higher fixed-term mortgage rates and, to a lesser extent, term deposit rates. The average interest rate

on outstanding mortgages declined to 4.9 percent in March but is expected to increase to 5.3 percent over the next 12 months.

Global financial market volatility increased materially in March because of the Middle East conflict but declined following the ceasefire in early April. Global risk appetite has subsequently improved, in part due to strong upward revisions to earnings growth among US technology firms pushing up global equity prices. There has been some volatility in the trade-weighted New Zealand dollar exchange rate, but it is currently little changed since the start of the year.

The Committee was also briefed on financial system stability and agreed this poses no material trade-off to meeting its inflation objective.

The Committee discussed risks to the inflation outlook

Members noted uncertainty around the scale and duration of the global economic consequences of the Middle East conflict and how the shock will propagate through the New Zealand economy and influence medium-term inflation pressures.

The Committee discussed the risk of higher near-term inflation feeding through to medium-term inflation. Members noted that firms' price-setting behaviour could be more persistent because of generally elevated inflation since the pandemic and the cost-push nature of the current shock. This would lead to stronger second-round inflation effects than currently assumed. This risk is accentuated by low profit margins for some businesses given weak activity and higher costs, limiting the degree to which they can absorb further cost increases. Wage pressures could also arise from labour shortages in some sectors and regions. However, if the recent increase in net migration continues, this would help to offset this risk.

Members noted that spare capacity in the domestic economy and weaker global demand could constrain firms' ability to pass on higher costs by more than assumed in the central projection. Lower spending by households in response to lower real income growth, persistently elevated unemployment, a weak housing market, and reduced resilience due to repeated shocks collectively pose downside risks to domestic economic activity. However, economic activity could recover faster than assumed if a resolution to the Middle East conflict leads to lower domestic fuel prices.

The Committee discussed risks to the global growth outlook. To the downside, members noted that high and increasing global government debt ratios, alongside greater geopolitical fragmentation, could push up long-term bond yields, tightening financial conditions and weighing on global growth. The Committee also noted that earnings expectations and valuations in US equity markets remain elevated and that if revenues from AI products fail to meet expectations, this could lead to a shock that would pose downside risks to global growth.

To the upside, members agreed that demand for New Zealand's exports could remain stronger than expected if our Asian trading partners continue to benefit from strong manufacturing investment. Greater investment from large technology firms, alongside stronger investment in economic and military security, may also continue to provide a tailwind to the global economy through stronger economic activity in Asia, Europe and the US.

The Committee noted the three alternative scenarios in the May Statement. These informed the trade-offs influencing the Committee's discussions and decisions. The scenarios represent just three of many plausible paths for the domestic economy and inflation. In practice, monetary policy decisions depend on a broad range of factors, including prevailing economic conditions, the outlook for medium-term inflation pressure, and the Committee's secondary objectives of avoiding unnecessary instability in the economy while having regard to financial system stability.

The Committee voted to leave the OCR unchanged at 2.25 percent

The Committee emphasised that it remains focused on ensuring core inflation, wage growth and medium- and long-term inflation expectations remain consistent with inflation at 2 percent over the medium term. It discussed the monetary conditions required to achieve the medium-term inflation mandate. Members noted that financial conditions have tightened materially this year, helping to guard against the risk of second-round price effects.

All Committee members agreed that the central projection for the OCR was appropriate and a good reflection of the trade-offs currently faced. However, members differed in their preferred timing for the initial increase in the OCR.

Three members (Anna Breman, Karen Silk, Paul Conway) judged that holding the OCR at 2.25 percent was appropriate at this meeting. These members emphasised that core inflation and wage growth remain contained and medium- and long-term inflation expectations remain around 2 percent. Indicators of economic activity have deteriorated, in some cases more quickly than anticipated. Tighter financial conditions and economic uncertainty are already weighing on household and business sentiment, which is reducing consumption and investment. Spare capacity in the economy is likely to dampen second-round inflationary pressure.

With inflation pressures increasing in coming months, these members agreed that OCR increases would be required to ensure inflation returns to target over the medium term. These members noted the wide range of estimates for the neutral interest rate, making it difficult to assess the extent to which current monetary conditions are accommodative. They emphasised that the timing of OCR increases should depend on the evolving data, the outlook, and the balance of risks. Close attention needs to be paid to global developments, supply chain normalisation, core inflation, wage dynamics, and inflation expectations. These data, as well high-frequency indicators, will clarify whether stronger second-round inflation effects are emerging.

Three members (Carl Hansen, Hayley Gourley, Prasanna Gai) preferred to increase the OCR by 25 basis points, to 2.5 percent at this meeting. These members emphasised that, given the breadth of critical inputs that have been impacted by the conflict, first round indirect price increases could become more broad-based, feeding through to a greater risk of second round price increases. These members noted that 2-year inflation expectations have risen across a range of surveys. Firms may reset prices based on a shared belief about the persistence of the shock and prices would remain elevated even if the shock were to fade. In addition, should domestic fuel prices decline faster than expected it may lead to stronger demand as confidence responds more quickly. These members noted that monetary conditions remained accommodative. Further, inflation in New Zealand's trading partners could increase faster than expected due to both the Middle East conflict constraining supply and AI-related spending boosting demand.

These members judged that removing stimulus now, while observing domestic economic developments, would help reduce medium-term inflation risks. Moving earlier was viewed as preferable, given upward pressure on neutral rates and that it may also limit the overall magnitude of the increase in the OCR and the negative impact on output. One member (Carl Hansen) emphasised that raising the OCR at this meeting would also create optionality for further monetary policy tightening in July.

All Committee members agreed that increasing the OCR at upcoming meetings would likely be necessary to ensure higher near-term inflation does not feed through to higher medium-term inflation. The Committee judges that this is a proportionate response to bring inflation to target in a reasonable timeframe without creating unnecessary volatility in output. The pace of OCR increases will depend on the relative influence of persistent wage- and price-setting behaviour versus weaker economic activity on medium-term inflation pressures.

On Wednesday 27 May, three Committee members (Anna Breman, Karen Silk, Paul Conway) voted to leave the OCR on hold and three members (Carl Hansen, Hayley Gourley, Prasanna Gai) voted for a 25-basis point increase. In this instance, the chairperson has a casting vote, meaning the OCR remains on hold at 2.25 percent. The Committee remains focussed on bringing medium-term inflation back to target and expect that OCR increases will be required this year.

Attendees:

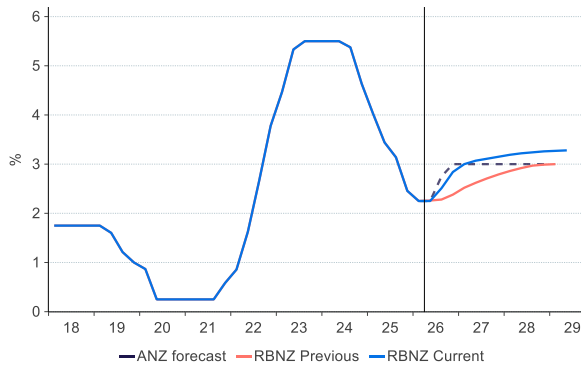
MPC members: Anna Breman (Chair), Carl Hansen, Hayley Gourley, Karen Silk, Paul Conway, Prasanna Gai

Treasury Observer: James Beard

MPC Secretary: Elliot Jones

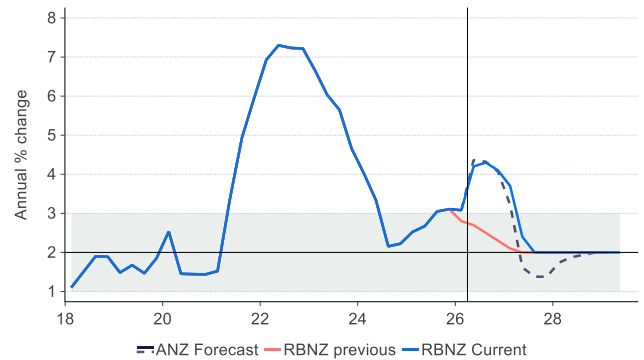
Key forecasts: Centralising the oil price shock results in weaker growth and higher inflation

The RBNZ's OCR projection implies hikes from July, and a higher terminal



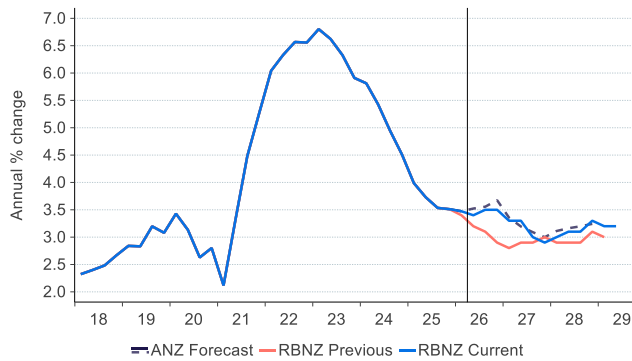
Source: RBNZ, Macrobond, ANZ Research

Annual CPI inflation is forecast to accelerate sharply in the near term



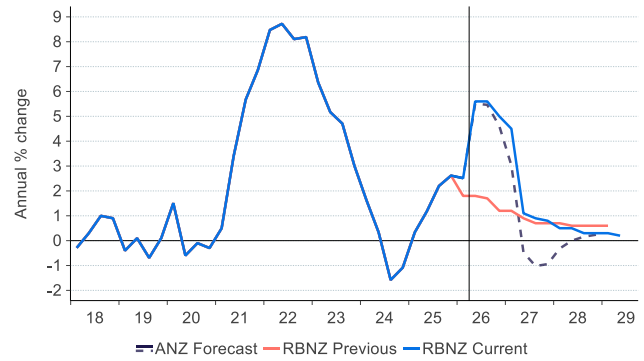
Source: RBNZ, Stats NZ, Macrobond, ANZ Research

...with non-tradable inflation higher than previously over the next year or so...



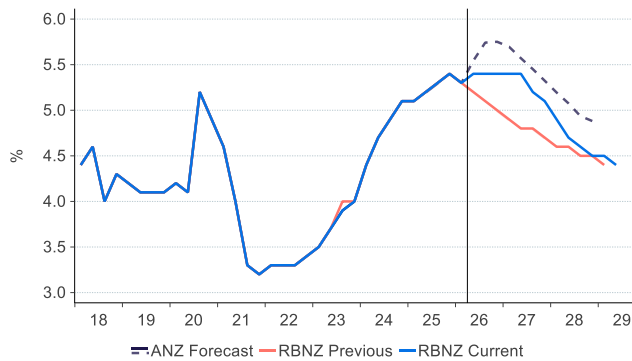
Source: RBNZ, Stats NZ, Macrobond, ANZ Research

...and tradable inflation significantly higher in the near term



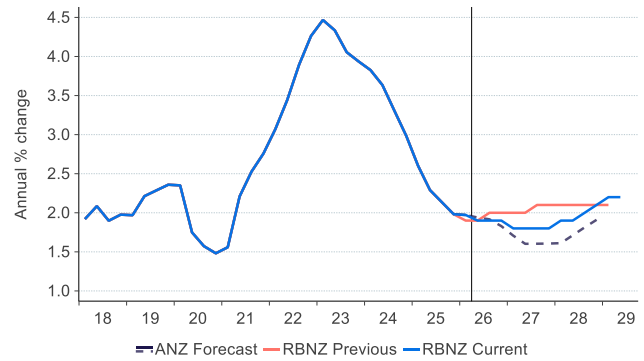
Source: RBNZ, Stats NZ, Macrobond, ANZ Research

The unemployment rate is expected to hold up for longer, but not rise from here



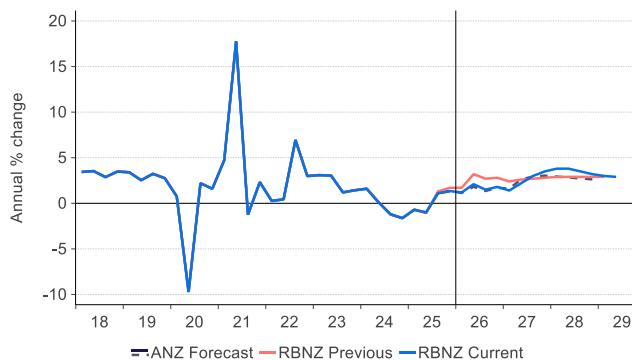
Source: RBNZ, Stats NZ, Macrobond, ANZ Research

LCI wage growth is expected to soften a touch



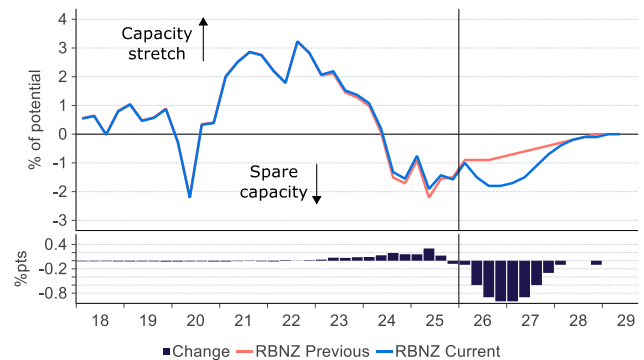
Source: RBNZ, Stats NZ, Macrobond, ANZ Research

GDP growth is expected to be weaker in the near term, but recovery remains the base case overall



Source: RBNZ, Stats NZ, Macrobond, ANZ Research

The output gap is expected to widen over 2026, but eventually close



Source: RBNZ, Macrobond, ANZ Research

Meet the team

We welcome your questions and feedback. Click [here](#) for more information about our team.



Sharon Zollner
Chief Economist, New Zealand
Telephone: +64 9 357 4094
Email: sharon.zollner@anz.com

General enquiries:
research@anz.com

Update your subscription
www.research.anz.com



David Croy
Senior Strategist
Market developments, interest rates, FX, unconventional monetary policy, liaison with market participants.
Telephone: +64 4 576 1022
Email: david.croy@anz.com



Matt Dilly
Agricultural Economist
Primary industry developments and outlook, structural change and regulation, liaison with industry.
Telephone: +64 21 221 6939
Email: matthew.dilly@anz.com



Miles Workman
Senior Economist
Macroeconomic forecast co-ordinator, economic developments, labour market dynamics, inflation, fiscal and monetary policy.
Telephone: +64 21 661 792
Email: miles.workman@anz.com



Matthew Galt
Senior Economist
Macroeconomic forecasting, economic developments, GDP, housing and credit dynamics.
Telephone: +64 21 633 469
Email: matthew.galt@anz.com



Natalie Denne
PA / Desktop Publisher
Business management, general enquiries, mailing lists, publications, chief economist's diary.
Telephone: +64 21 221 7438
Email: natalie.denne@anz.com

Important Notice

Last updated: 18 June 2025

The opinions and research contained in this document (in the form of text, image, video or audio) are (a) not personal financial advice nor financial advice about any product or service; (b) provided for information only; and (c) general in nature and do not take into account your financial situation or goals.

This document may be restricted by law in certain jurisdictions. Recipients must observe all relevant restrictions.

Disclaimer for all jurisdictions: This document is prepared by ANZ Bank New Zealand Limited (ANZ Centre, 23-29 Albert Street, Auckland 1010, New Zealand). This document is distributed in your country/region by Australia and New Zealand Banking Group Limited (ABN11 005 357 522)(ANZ), a company incorporated in Australia or (if otherwise stated), by its subsidiary or branch (herein collectively referred to as **ANZ Group**). The views expressed in it are those of ANZ Economics and Markets Research, an independent research team of ANZ Bank New Zealand Limited.

This document is distributed on the basis that it is only for the information of the specified recipient or permitted user of the relevant website (**recipients**).

This document is solely for informational purposes and nothing in it is intended to be an invitation, solicitation or offer by ANZ Group to sell, or buy, receive or provide any product or service, or to participate in a particular trading strategy.

Distribution of this document to you is only as may be permissible by the laws of your jurisdiction, and is not directed to or intended for distribution or use by recipients resident or located in jurisdictions where its use or distribution would be contrary to those laws or regulations, or in jurisdictions where ANZ Group would be subject to additional licensing or registration requirements. Further, any products and services mentioned in this document may not be available in all countries.

ANZ Group in no way provides any personal financial, legal, taxation or investment advice to you in connection with any product or service discussed in this document. Before making any investment decision, recipients should seek independent financial, legal, tax and other relevant advice having regard to their particular circumstances.

Whilst care has been taken in the preparation of this document and the information contained within is believed to be accurate and made on reasonable grounds on the date it was published, ANZ Group does not represent or warrant the accuracy or completeness of the information. Further, ANZ Group does not accept any responsibility to inform you of any matter that subsequently comes to its notice, which may affect the accuracy of the information in this document.

This document may contain forward looking statements or opinions including statements regarding our intent, belief or current expectations regarding economic and market conditions, financial instruments and credit markets. Words such as 'forecast', 'anticipate', 'likely', 'unlikely', 'believe', 'expect', 'may', 'probability', 'risk', 'will', 'seek', 'would', 'could', 'should' and similar expressions, are intended to identify forward-looking statements or opinions. Such statements are usually predictive in character, subject to assumptions that may prove inaccurate or unknown risks and uncertainties, and should not be relied upon when making investment decisions. Past performance is not a reliable indicator of future performance. ANZ does not accept any responsibility to inform you of any revisions to these forward-looking statements to reflect events or circumstances occurring after the date of this document.

Preparation of this document and the opinions expressed in it may involve material elements of subjective judgement and analysis. Unless specifically stated otherwise: they are current on the date of this document and are subject to change without notice; and, all price information is indicative only. Any opinions expressed in this document are subject to change at any time without notice.

This document may contain climate-related statements, such as climate-related risks and opportunities, goals and ambitions, scenarios and projections. Where present, such content is subject to significant uncertainty and risk, and may ultimately prove to be incorrect, inaccurate or incomplete.

ANZ Group does not guarantee the performance of any product mentioned in this document. All investments entail a risk and may result in both profits and losses. Any products and services described in this document may not be suitable for all investors, and transacting in these products or services may be considered risky.

ANZ Group expressly disclaims any responsibility and shall not be liable for any loss, damage, claim, liability, proceedings, cost or expense (**Liability**) arising directly or indirectly and whether in tort (including negligence), contract, equity or otherwise (including infringement of any third party rights) out of or in connection with this document and your use of it to the extent permissible under relevant law. The contents of this document have not been reviewed by any regulatory body or authority in any jurisdiction.

ANZ Group may have an interest in the subject matter of this document. They may receive fees from customers for dealing in any products or services described in this document, and their staff and introducers of business may share in such fees or remuneration that may be influenced by total sales, at all times received and/or apportioned in accordance with local regulatory requirements. Further, they or their customers may have or have had interests or long or short positions in any products or services described in this document, and may at any time make purchases and/or sales in them as principal or agent, as well as act (or have acted) as a market maker in such products. This document is published in accordance with ANZ Group's policies on conflicts of interest and ANZ Group maintains appropriate information barriers to control the flow of information between businesses within the group.

Your ANZ Group point of contact can assist with any questions about this document including for further information on these disclosures of interest.

Australia. ANZ holds an Australian Financial Services licence no. 234527. For a copy of ANZ's Financial Services Guide please [click here](#) or request from your ANZ point of contact.

Brazil. This document is distributed on a cross border basis and only following request by the recipient. No securities are being offered or sold in Brazil under this document, and no securities have been and will not be registered with the Securities Commission - CVM.

Brunei, Japan, Kuwait, Malaysia, Switzerland, Taiwan. This document is distributed in each of these jurisdictions by ANZ on a cross-border basis.

Cambodia. The information contained in this document is confidential and is provided solely for your use upon your request. This does not constitute or form part of an offer or solicitation of any offer to engage services, nor should it or any part of it form the basis of, or be relied in any connection with, any contract or commitment whatsoever. ANZ does not have a licence to undertake banking operations or securities business or similar business, in Cambodia. By requesting financial services from ANZ, you agree, represent and warrant that you are engaging our services wholly outside of Cambodia and subject to the laws of the contract governing the terms of our engagement.

Canada. This document is provided for general information purposes only. It is intended solely for use by institutional or otherwise sophisticated clients and prospective clients, and is not intended for retail investors or the general public. It is not tailored to the needs and circumstances of any recipient, nor is it intended as an offer or solicitation to purchase or sell any security or financial instrument or to employ any specific investment strategy. If you are not an institutional client, prospective institutional client, or a permitted client (as defined under Canadian securities law), you should not rely on or act upon the information contained herein.

Chile. You understand and agree that ANZ is not regulated by Chilean Authorities and that the provision of this document is not subject to any Chilean supervision and is not guaranteed by any regulatory or governmental agency in Chile.

Fiji. For Fiji regulatory purposes, this document and any views and recommendations are not to be deemed as investment advice. Fiji investors must seek licensed professional advice should they wish to make any investment in relation to this document.

Hong Kong. This document is issued or distributed in Hong Kong by the Hong Kong branch of ANZ, which is registered at the Hong Kong Monetary Authority to conduct Type 1 (dealing in securities), Type 4 (advising on securities) and Type 6 (advising on corporate finance) regulated activities. The contents of this document have not been reviewed by any regulatory authority in Hong Kong. If you are in any doubt about any of the contents of this document, you should obtain independent professional advice.

India. If this document is received in India, only you (the specified recipient) may print it provided that before doing so, you specify on it your name and place of printing.

Israel. ANZ is not a holder of a licence granted in Israel pursuant to the Regulation of Investment Advising, Investment Marketing and Portfolio Management Law, 1995 ("Investment Advice Law") and does not hold the insurance coverage required of a licensee pursuant to the Investment Advice Law. This publication has been prepared exclusively for Qualified Clients as such term is defined in the First Schedule to the Investment Advice Law. As a prerequisite to the receipt of a copy of this publication a recipient will be required to provide confirmation and evidence that it is a Qualified Client. Nothing in this publication should be considered Investment Advice or Investment Marketing as defined in the Investment Advice Law. Recipients are encouraged to seek competent investment advice from a locally licensed investment adviser prior to making any investment.

Macau. Click [here](#) to read the disclaimer for all jurisdictions in Mandarin. 澳门. 点击[此处](#)阅读所有司法管辖区的免责声明的中文版。

Myanmar. This document is intended to be general and part of ANZ's customer service and marketing activities when implementing its functions as a licensed bank. This document is not Securities Investment Advice (as that term is defined in the Myanmar Securities Transaction Law 2013).

New Zealand. This document is distributed in New Zealand by ANZ Bank New Zealand Limited. The material is for information purposes only and is not financial advice about any product or service. We recommend you seek advice about your financial situation and goals before acquiring or disposing of (or not acquiring or disposing of) a financial product.

Oman. ANZ neither has a registered business presence nor a representative office in Oman and does not undertake banking business or provide financial services in Oman. Consequently, ANZ is not regulated by either the Central Bank of Oman (CBO) or Oman's Capital Market Authority (CMA). The information contained in this document is for discussion purposes only and neither constitutes an offer of securities in Oman as contemplated by the Commercial Companies Law of Oman (Royal Decree 4/74) or the Capital Market Law of Oman (Royal Decree 80/98), nor does it constitute an offer to sell, or the solicitation of any offer to buy non-Omani securities in Oman as contemplated by Article 139 of the Executive Regulations to the Capital Market Law (issued vide CMA Decision 1/2009). ANZ does not solicit business in Oman and the only circumstances in which ANZ sends information or material describing financial products or financial services to recipients in Oman, is where such information or material has been requested from ANZ and the recipient understands, acknowledges and agrees that this document has not been approved by the CBO, the CMA or any other regulatory body or authority in Oman. ANZ does not market, offer, sell or distribute any financial or investment products or services in Oman and no subscription to any securities, products or financial services may or will be consummated within Oman. Nothing contained in this document is intended to constitute Omani investment, legal, tax, accounting or other professional advice.

People's Republic of China (PRC). This document may be distributed by either ANZ or Australia and New Zealand Bank (China) Company Limited (**ANZ China**). Recipients must comply with all applicable laws and regulations of PRC, including any prohibitions on speculative transactions and CNY/CNH arbitrage trading. If this document is distributed by ANZ or an Affiliate (other than ANZ China), the following statement and the text below is applicable: No action has been taken by ANZ or any affiliate which would permit a public offering of any products or services of such an entity or distribution or re-distribution of this document in the PRC. So, the products and services of such entities are not being offered or sold within the PRC by means of this document or any other document. This document may not be distributed, re-distributed or published in the PRC, except under circumstances that will result in compliance with any applicable laws and regulations. If and when the material accompanying this document relates to the products and/or services of ANZ China, the following statement and the text below is applicable: This document is distributed by ANZ China in the Mainland of the PRC.

Peru. The information contained in this document has not been, and will not be, registered with or approved by the Peruvian Superintendency of the Securities Market (Superintendencia del Mercado de Valores, **SMV**) or the Lima Stock Exchange (Bolsa de Valores de Lima, **BVL**) or under the Peruvian Securities Market Law (Legislative Decree 6 861), and will not be subject to Peruvian laws applicable to public offerings in Peru. To the extent this information refers to any securities or interests, it should be noted the securities or interests may not be offered or sold in Peru, except if (i) such securities or interests were previously registered with the Peruvian Superintendency of the Securities Market, or (ii) such offering is considered a private offering in Peru under the securities laws and regulation of Peru.

Qatar. This document has not been, and will not be:

- lodged or registered with, or reviewed or approved by, the Qatar Central Bank (QCB), the Qatar Financial Centre (QFC) Authority, QFC Regulatory Authority or any other authority in the State of Qatar (Qatar); or
- authorised or licensed for distribution in Qatar, and the information contained in this document does not, and is not intended to, constitute a public offer or other invitation in respect of securities in Qatar or the QFC.

The financial products or services described in this document have not been, and will not be:

- registered with the QCB, QFC Authority, QFC Regulatory Authority or any other governmental authority in Qatar; or
- authorised or licensed for offering, marketing, issue or sale, directly or indirectly, in Qatar.

Accordingly, the financial products or services described in this document are not being, and will not be, offered, issued or sold in Qatar, and this document is not being, and will not be, distributed in Qatar. The offering, marketing, issue and sale of the financial products or services described in this document and distribution of this document is being made in, and is subject to the laws, regulations and rules of, jurisdictions outside of Qatar and the QFC. Recipients of this document must abide by this restriction and not distribute this document in breach of this restriction. This document is being sent/issued to a limited number of institutional and/or sophisticated investors (i) upon their request and confirmation that they understand the statements above; and (ii) on the condition that it will not be provided to any person other than the original recipient, and is not for general circulation and may not be reproduced or used for any other purpose.

Singapore. To the extent that this document contains any statements of opinion and/or recommendations related to an investment product or class of investment product (as defined in the Financial Advisers Act 2001), this document is distributed in Singapore by ANZ solely for the information of "accredited investors", "expert investors" or (as the case may be) "institutional investors" (each term as defined in the Securities and Futures Act 2001 of Singapore). ANZ is licensed in Singapore under the Banking Act 1970 of Singapore and is exempted from holding a financial adviser's licence under Section 23(1)(a) of the Financial Advisers Act 2001 of Singapore. In respect of any matters arising from, or in connection with, the distribution of this document in Singapore, please speak to your usual ANZ contact in Singapore.

United Arab Emirates (UAE). This document is distributed in the UAE or the Dubai International Financial Centre (DIFC) (as applicable) by ANZ. This document does not, and is not intended to constitute: (a) an offer of securities anywhere in the UAE; (b) the carrying on or engagement in banking, financial and/or investment consultation business in the UAE under the rules and regulations made by the Central Bank of the UAE, the Emirates Securities and Commodities Authority or the UAE Ministry of Economy; (c) an offer of securities within the meaning of the Dubai International Financial Centre Markets Law (**DIFCML**) No. 12 of 2004; and (d) a financial promotion, as defined under the DIFCML No. 1 of 200. ANZ DIFC Branch is regulated by the Dubai Financial Services Authority (**DFSA**). The financial products or services described in this document are only available to persons who qualify as "Professional Clients" or "Market Counterparty" in accordance with the provisions of the DFSA rules.

United Kingdom. This document is distributed in the United Kingdom by Australia and New Zealand Banking Group Limited (ANZ) solely for the information of persons who would come within the Financial Conduct Authority (FCA) definition of "eligible counterparty" or "professional client". It is not intended for and must not be distributed to any person who would come within the FCA definition of "retail client". Nothing here excludes or restricts any duty or liability to a customer which ANZ may have under the UK Financial Services and Markets Act 2000 or under the regulatory system as defined in the Rules of the Prudential Regulation Authority (PRA) and the FCA. ANZ considers this document to constitute an Acceptable Minor Non-Monetary Benefits (AMNMB) under the relevant inducement rules of the FCA. ANZ is authorised in the United Kingdom by the PRA and is subject to regulation by the FCA and limited regulation by the PRA. Details about the extent of our regulation by the PRA are available from us on request.

United States. Except where this is a FX-related document, this document is distributed in the United States by ANZ Securities, Inc. (ANZ SI) which is a member of the Financial Regulatory Authority (FINRA) (www.finra.org) and registered with the SEC. ANZSI's address is 277 Park Avenue, 31st Floor, New York, NY 10172, USA (Tel: +1 212 801 9160 Fax: +1 212 801 9163). ANZSI accepts responsibility for its content. Information on any securities referred to in this document may be obtained from ANZSI upon request. This document or material is intended for institutional use only – not retail. If you are an institutional customer wishing to effect transactions in any securities referred to in this document you must contact ANZSI, not its affiliates. ANZSI is authorised as a broker-dealer only for institutional customers, not for US Persons (as "US person" is defined in Regulation S under the US Securities Act of 1933, as amended) who are individuals. If you have registered to use our website or have otherwise received this document and are a US Person who is an individual: to avoid loss, you should cease to use our website by unsubscribing or should notify the sender and you should not act on the contents of this document in any way. Non-U.S. analysts may not be associated persons of ANZSI and therefore may not be subject to FINRA Rule 2242 restrictions on communications with the subject company, public appearances and trading securities held by the analysts. Where this is a FX-related document, it is distributed in the United States by ANZ's New York Branch, which is also located at 277 Park Avenue, 31st Floor, New York, NY 10172, USA (Tel: +1 212 801 916 0 Fax: +1 212 801 9163).

Vietnam. This document is distributed in Vietnam by ANZ or ANZ Bank (Vietnam) Limited, a subsidiary of ANZ.