

ANZ KiwiSaver Scheme

Balanced Fund

This fund update was first made publicly available on: 30 April 2026

What is the purpose of this update?

This document tells you how the Balanced Fund has performed and what fees were charged. The document will help you to compare the fund with other funds. ANZ New Zealand Investments Limited prepared this update in accordance with the Financial Markets Conduct Act 2013. This information is not audited and may be updated.

Description of this fund

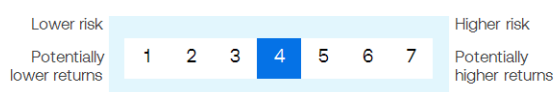
The Balanced Fund invests in similar amounts of income assets (cash and cash equivalents and fixed interest) and growth assets (equities, listed property and listed infrastructure). The fund may also invest in alternative assets.

The Balanced Fund aims to achieve (after the fund charge and before tax) over the long term moderate returns, allowing for moderate ups and downs in value.

Total value of the fund (\$)	3,704,379,061
Number of investors in the fund	85,203
The date the fund started	1 October 2007

What are the risks of investing?

Risk indicator for the Balanced Fund:



The risk indicator is rated from 1 (low) to 7 (high). The rating reflects how much the value of the fund’s assets goes up and down. A higher risk generally means higher potential returns over time, but more ups and downs along the way.

To help you clarify your own attitude to risk, you can seek financial advice or work out your risk profile at sorted.org.nz/investor-profiler.

Note that even the lowest category does not mean a risk-free investment, and there are other risks that are not captured by this rating.

This risk indicator is not a guarantee of a fund’s future performance. The risk indicator is based on the returns data for the five years ended 31 March 2026. While risk indicators are usually relatively stable, they do shift from time to time. The risk indicator will continue to be updated in future fund updates.

See the product disclosure statement (PDS) for more information about the risks associated with investing in this fund.

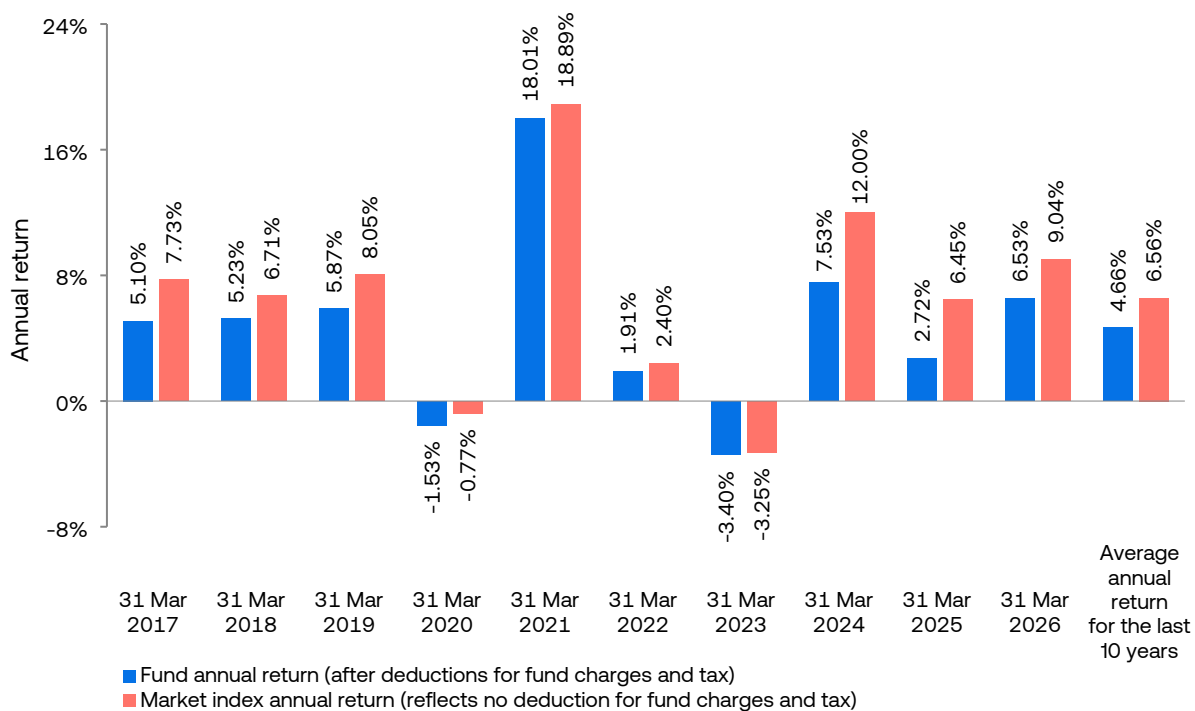
How has the fund performed?

	Average over past five years	Past year
Annual return (after deductions for charges and tax)	2.98%	6.53%
Annual return (after deductions for charges but before tax)	3.47%	7.75%
Market index annual return (reflects no deductions for charges and tax)	5.19%	9.04%

The market index annual return is calculated using the target investment mix and the indices of each asset class.

Additional information about the market index is available in the statement of investment policy and objectives on the offer register at disclose-register.companiesoffice.govt.nz.

Annual return graph



This shows the return after fund charges and tax for each of the last 10 years ending 31 March. The last bar shows the average annual return for the last 10 years, up to 31 March 2026.

Important: This does not tell you how the fund will perform in the future.

Returns in this update are after tax at the highest prescribed investor rate (PIR) of tax for an individual New Zealand resident. Your tax may be lower.

What fees are investors charged?

Investors in the Balanced Fund are charged fund charges. In the year to 31 March 2025 these were:

	% of net asset value
Total fund charges¹	0.88%*
Which are made up of:	
Total management and administration charges	0.88%
Including:	
Manager's basic fee	0.84%
Other management and administration charges	0.04%
Total performance based fees	0.00%

Other charges	Dollar amount per investor
Other charges	\$0

* The manager expects the fund charges for the next scheme year will be less than the fund charges disclosed in this fund update because the manager's basic fee was reduced to 0.82% effective 1 April 2025.

Investors are not currently charged individual action fees for specific actions or decisions (for example, for withdrawing from or switching funds). See the PDS for more information about Scheme fees.

Small differences in fees and charges can have a big impact on your investment over the long term.

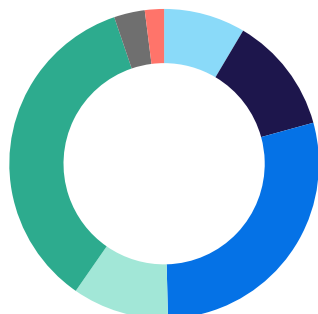
Example of how this applies to an investor

Sarah had \$10,000 in the fund at the start of the year and did not make any further contributions. At the end of the year, Sarah received a return after fund charges were deducted of \$653 (that is 6.53% of her initial \$10,000). Sarah did not pay any other charges. This gives Sarah a total return after tax of \$653 for the year.

What does the fund invest in?

Actual investment mix²

This shows the types of assets that the fund invests in.



Cash and cash equivalents:	8.53%
New Zealand fixed interest:	12.20%
International fixed interest:	28.87%
Australasian equities:	10.07%
International equities:	35.11%
Listed property:	3.22%
Other ³ :	2.00%

Target investment mix²

This shows the mix of assets that the fund generally intends to invest in.



Cash and cash equivalents:	14.00%
New Zealand fixed interest:	15.50%
International fixed interest:	22.50%
Australasian equities:	13.50%
International equities:	34.50%
Listed property:	0.00%
Other ³ :	0.00%

Top 10 investments⁴

Name	Percentage of fund net assets	Type	Country	Credit rating (if applicable)
1 Nvidia Corporation	1.28%	International equities	United States	
2 FNMA 30Yr Conventional 150534 0.00 TBA	1.25%	International fixed interest	United States	
3 Apple Inc	1.14%	International equities	United States	
4 Fisher and Paykel Healthcare	1.10%	Australasian equities	New Zealand	
5 Bank Deposit (USD BNP)	0.74%	Cash and cash equivalents	United States	A-1
6 NZ Government Stock 15/05/2035 4.50%	0.73%	New Zealand fixed interest	New Zealand	AAA
7 Microsoft Corporation	0.72%	International equities	United States	
8 Westpac Banking NZ Floating Rate Note 06/07/2026	0.64%	New Zealand fixed interest	New Zealand	AA-
9 NZ Government Bond 15/05/2036 4.25%	0.63%	New Zealand fixed interest	New Zealand	AAA
10 Infratil Ltd	0.62%	Australasian equities	New Zealand	

The top 10 investments make up 8.85% of the net asset value of the fund.

Currency hedging²

	Benchmark hedging rate	Current hedging level
Cash and cash equivalents	Benchmark 100% hedged	–
New Zealand fixed interest	Not applicable	–
International fixed interest	Benchmark 100% hedged	100%
Australasian listed property	Benchmark 100% hedged	101%
International listed property	Benchmark 100% hedged	96%
Australasian equities	Benchmark 75% AUD hedged (range of 0 - 100%)	68%
International equities	(Developed) Benchmark 60% hedged (range of 0 - 100%) (Emerging Markets) unhedged	52%
Listed infrastructure	Benchmark 100% hedged	96%

Key personnel

This shows the employees who have the most influence on investment decisions in relation to the fund.

Name	Current position	Time in current position	Previous or other current position	Time in previous or other current position
George Crosby	Chief Investment Officer	2 years and 1 month	General Manager Portfolio Completion, New Zealand Superannuation Fund	2 years and 9 months
Paul Gregory	Head of Investment Partnerships	2 years and 0 months	Executive Director, Response and Enforcement, Financial Markets Authority	3 years and 4 months
Matthew Mobbs ⁵	Head of Fixed Interest and Cash	0 years and 2 months	Head of Investments, AIA New Zealand	3 years and 3 months
Max Lesser ⁵	Head of Equities	2 years and 10 months	Fund Manager, ANZ Bank New Zealand Limited	4 years and 10 months

Further information

You can also obtain this information, the PDS for the ANZ KiwiSaver Scheme, and some additional information from the offer register at disclose-register.companiesoffice.govt.nz.

Notes

1. Our fund charges are inclusive of GST, where applicable.
2. The target and actual investment mix of this fund and currency hedging information are based on:
 - the cash and cash equivalents held by the fund, and
 - the asset class of the underlying funds in which the fund invests.They are not based on the cash and cash equivalents or any other assets held by the underlying funds.
3. This is an allocation to listed infrastructure.
4. The fund may obtain exposure to an asset class via derivatives that are backed by cash and cash equivalents, and/or fixed interest. Where applicable, the top 10 investments table discloses the cash and cash equivalents, and/or fixed interest, not the derivatives.
5. Key personnel not named in previous fund update for the fund.