

Fund Update for the quarter ended 30 June 2022

---

ANZ Default KiwiSaver Scheme

**Balanced Fund**

This fund update was first made publicly available on: 28 July 2022

**What is the purpose of this update?**

This document tells you how the Balanced Fund has performed and what fees were charged. The document will help you to compare the fund with other funds. ANZ New Zealand Investments Limited prepared this update in accordance with the Financial Markets Conduct Act 2013. This information is not audited and may be updated.

**Description of this fund**

The Balanced Fund invests in similar amounts of income assets (cash and cash equivalents and fixed interest) and growth assets (equities, listed property and listed infrastructure). The fund may also invest in alternative assets.

The Balanced Fund aims to achieve (after the fund charge and before tax) over the long-term a moderate yearly return allowing for moderate movements of value up and down including occasional negative yearly returns.

|                                 |                |
|---------------------------------|----------------|
| Total value of the fund (\$)    | 224,049,509    |
| Number of investors in the fund | 4,928          |
| The date the fund started       | 1 October 2007 |

**What are the risks of investing?**

Risk indicator for the Balanced Fund:



The risk indicator is rated from 1 (low) to 7 (high). The rating reflects how much the value of the fund's assets goes up and down. A higher risk generally means higher potential returns over time, but more ups and downs along the way.

To help you clarify your own attitude to risk, you can seek financial advice or work out your risk profile at [anz.co.nz/riskprofiletool](http://anz.co.nz/riskprofiletool).

Note that even the lowest category does not mean a risk-free investment, and there may be other risks that are not captured by this rating.

This risk indicator is not a guarantee of a fund's future performance. The risk indicator is based on the returns data for the five years ended 30 June 2022. While risk indicators are usually relatively stable, they do shift from time to time. The risk indicator will continue to be updated in future fund updates.

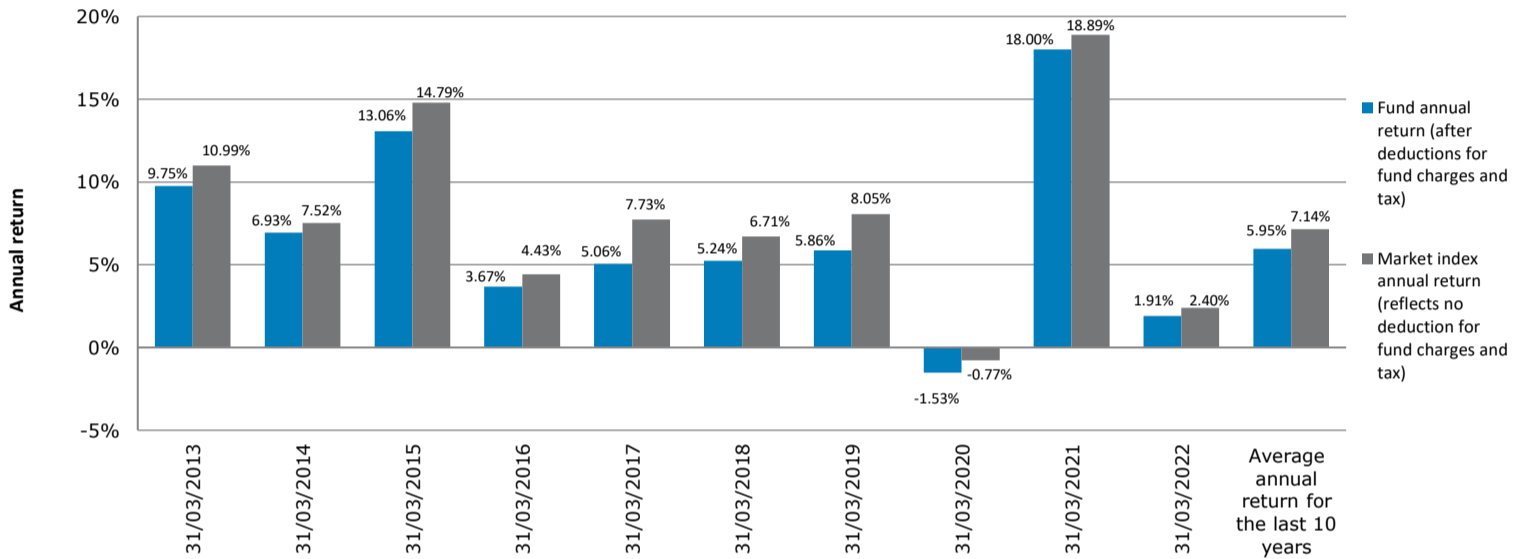
How has the fund performed?

|  | Average over past five years | Past year |
|--|------------------------------|-----------|
| <b>Annual return</b><br>(after deductions for charges and tax)                   | 3.95%                        | -8.33%    |
| <b>Annual return</b><br>(after deductions for charges but before tax)            | 4.51%                        | -9.40%    |
| <b>Market index annual return</b><br>(reflects no deduction for charges and tax) | 4.96%                        | -8.19%    |

The market index annual return is calculated using the target investment mix and the indices of each asset class.

Additional information about the market index is available in the statement of investment policy and objectives on the offer register at [www.disclose-register.companiesoffice.govt.nz](http://www.disclose-register.companiesoffice.govt.nz).

**Annual return graph**



This shows the return after fund charges and tax for each of the last 10 years ending 31 March. The last bar shows the average annual return for the last 10 years, up to 30 June 2022.

**Important:** This does not tell you how the fund will perform in the future.

Returns in this update are after tax at the highest prescribed investor rate (PIR) of tax for an individual New Zealand resident. Your tax may be lower.

### What fees are investors charged?

Investors in the Balanced Fund are charged fund charges. In the year to 31 March 2022 these were:

|  | % of net asset value |
|--|----------------------|
| <b>Total fund charges<sup>1</sup></b>              | <b>0.95%</b>         |
| <i>Which are made up of:</i>                       |                      |
| <b>Total management and administration charges</b> | <b>0.95%</b>         |
| <i>Including:</i>                                  |                      |
| Manager's basic fee                                | 0.90%                |
| Other management and administration charges        | 0.05%                |
| <b>Total performance based fees</b>                | <b>0.00%</b>         |

|                             | Dollar amount per investor |
|-----------------------------|----------------------------|
| <b>Other charges</b>        |                            |
| Membership fee <sup>2</sup> | \$9                        |

Investors are not currently charged individual action fees for specific actions or decisions (for example, for withdrawing from or switching funds).

Small differences in fees and charges can have a big impact on your investment over the long term.

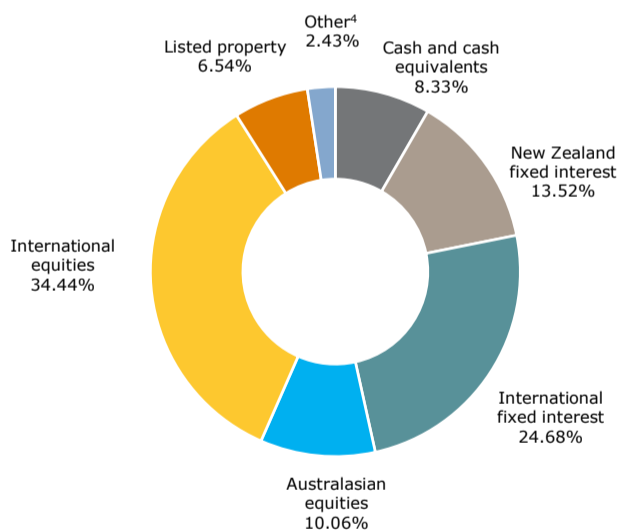
### Example of how this applies to an investor

Sarah had \$10,000 in the fund at the start of the year and did not make any further contributions. At the end of the year, Sarah incurred a loss after fund charges were deducted of \$833 (that is -8.33% of her initial \$10,000). Sarah also paid \$4.50 in other charges. This gives Sarah a total loss after tax of \$837.50 for the year.

### What does the fund invest in?

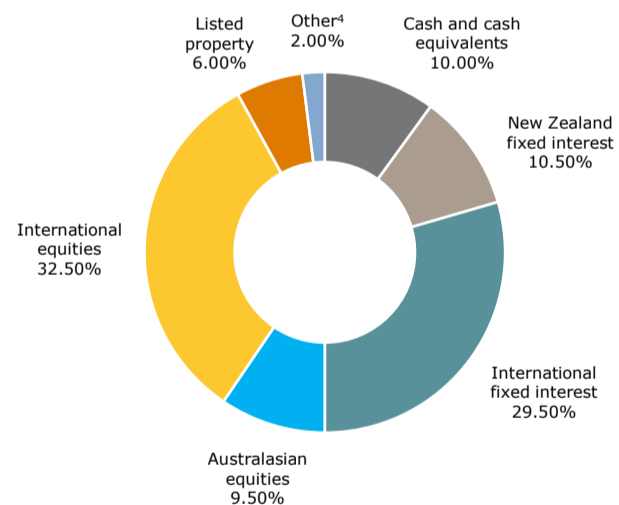
#### Actual investment mix<sup>3</sup>

This shows the types of assets that the fund invests in.



#### Target investment mix<sup>3</sup>

This shows the mix of assets that the fund generally intends to invest in.



## Top 10 investments

|    | Name                                      | Percentage of fund net assets | Type                       | Country       | Credit rating (if applicable) |
|----|---|-------------------------------|----------------------------|---------------|-------------------------------|
| 1  | Cash Deposit (J.P. Morgan USD)            | 1.75%                         | Cash and cash equivalents  | United States | A-1                           |
| 2  | New Zealand Government 15/05/24 0.5%      | 1.03%                         | New Zealand fixed interest | New Zealand   | AAA                           |
| 3  | Visa Inc                                  | 0.92%                         | International equities     | United States |                               |
| 4  | Fisher & Paykel Healthcare Industries Ltd | 0.67%                         | Australasian equities      | New Zealand   |                               |
| 5  | Cash Deposit (J.P. Morgan AUD)            | 0.66%                         | Cash and cash equivalents  | Australia     | A-1                           |
| 6  | USD Current Accounts (JPM)                | 0.66%                         | Cash and cash equivalents  | United States | A-1                           |
| 7  | Nestle SA                                 | 0.65%                         | International equities     | Switzerland   |                               |
| 8  | New Zealand Government 20/04/29 3%        | 0.63%                         | New Zealand fixed interest | New Zealand   | AAA                           |
| 9  | New Zealand Government 15/04/25 2.75%     | 0.61%                         | New Zealand fixed interest | New Zealand   | AAA                           |
| 10 | New Zealand Government 15/04/27 4.5%      | 0.55%                         | New Zealand fixed interest | New Zealand   | AAA                           |

The top 10 investments make up 8.13% of the net asset value of the fund.

## Currency hedging

|                               | Benchmark hedging rate                     | Current hedging level |
|-------------------------------|--|-----------------------|
| Cash and cash equivalents     | No foreign exchange exposure               | -                     |
| New Zealand fixed interest    | No foreign exchange exposure               | -                     |
| International fixed interest  | Benchmark 100% hedged                      | 100%                  |
| Australasian listed property  | Benchmark 100% hedged                      | 102%                  |
| International listed property | Benchmark 100% hedged                      | 101%                  |
| Australasian equities         | Benchmark 50% AUD hedged (range of 0-100%) | 50%                   |
| International equities        | Benchmark 65% hedged (range of 0-100%)     | 70%                   |
| Listed infrastructure         | Benchmark 100% hedged                      | 101%                  |

## Key personnel

This shows the directors and employees who have the most influence on investment decisions in relation to the fund.

| Name                       | Current position                            | Time in current position | Previous or other current position                              | Time in previous or other current position |
|----------------------------|---|--------------------------|---|--|
| Paul Huxford               | Chief Investment Officer, New Zealand       | 4 years and 0 months     | Acting Chief Investment Officer, ANZ Bank New Zealand Limited   | 0 years and 3 months                       |
| Alan Clarke                | Co-Head of Diversified Portfolio Management | 3 years and 4 months     | Senior Mandate Research Manager, ANZ Bank New Zealand Limited   | 3 years and 7 months                       |
| Maaïke van Tol             | Co-Head of Diversified Portfolio Management | 3 years and 4 months     | Senior Asset Allocation Manager, ANZ Bank New Zealand Limited   | 1 year and 8 months                        |
| Mathew Young               | Head of FX Strategy and Implementation      | 3 years and 4 months     | Head of Investment Implementation, ANZ Bank New Zealand Limited | 2 years and 2 months                       |
| Helen Skinner <sup>5</sup> | Head of Responsible Investing               | 0 years and 1 month      | Head of Emerging Wealth, Craigs Investment Partners             | 1 year and 2 months                        |

## Further information

You can also obtain this information and some additional information from the offer register at [www.disclose-register.companiesoffice.govt.nz](http://www.disclose-register.companiesoffice.govt.nz).

## Notes

- Our fund charges are inclusive of GST, where applicable.
- The membership fee was removed effective 30 September 2021.
- The target and actual investment mix of this fund are based on:
  - the cash and cash equivalents held by the fund, and
  - the asset class of the underlying fund in which the fund invests.
They are not based on the cash and cash equivalents or any other assets held by the underlying fund.
- This is an allocation to listed infrastructure.
- Key personnel not named in previous fund update for the fund.