

Fund Update for the quarter ended 31 March 2020

OneAnswer KiwiSaver Scheme

Cash Fund

This fund update was first made publicly available on: 01 May 2020

What is the purpose of this update?

This document tells you how the Cash Fund has performed and what fees were charged. The document will help you to compare the fund with other funds. ANZ New Zealand Investments Limited prepared this update in accordance with the Financial Markets Conduct Act 2013. This information is not audited and may be updated.

Description of the fund

The Cash Fund invests mainly in cash and cash equivalents. Investments may include cash and cash equivalents issued by:

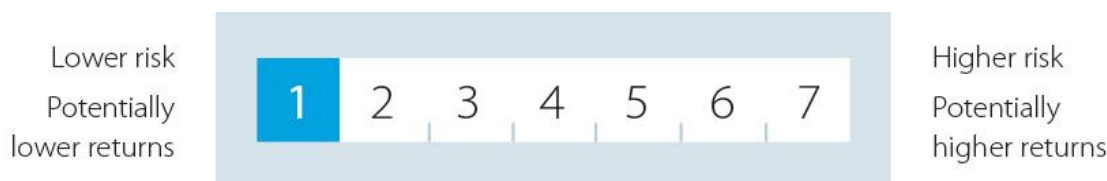
- the New Zealand Government, New Zealand-registered banks, corporations or local authorities; or
- non-New Zealand sovereign, supranationals or related agencies denominated in New Zealand dollars.

The fund aims to achieve a positive yearly return (after the fund charge and before tax) that over the long-term is in line with the relevant market index.

Total value of the fund (\$)	64,099,156
Number of investors in the fund	1,699
The date the fund started	1 October 2007

What are the risks of investing?

Risk indicator for the Cash Fund:



The risk indicator is rated from 1 (low) to 7 (high). The rating reflects how much the value of the fund's assets goes up and down. A higher risk generally means higher potential returns over time, but more ups and downs along the way.

To help you clarify your own attitude to risk, you can seek financial advice or work out your risk profile at anz.co.nz/OA-riskprofiletool.

Note that even the lowest category does not mean a risk-free investment, and there may be other risks that are not captured by this rating.

This risk indicator is not a guarantee of a fund's future performance. The risk indicator is based on the returns data for the five years ended 31 March 2020. While risk indicators are usually relatively stable, they do shift from time to time. The risk indicator will continue to be updated in future fund updates.

See the product disclosure statement (PDS) for more information about the risks associated with investing in this fund.

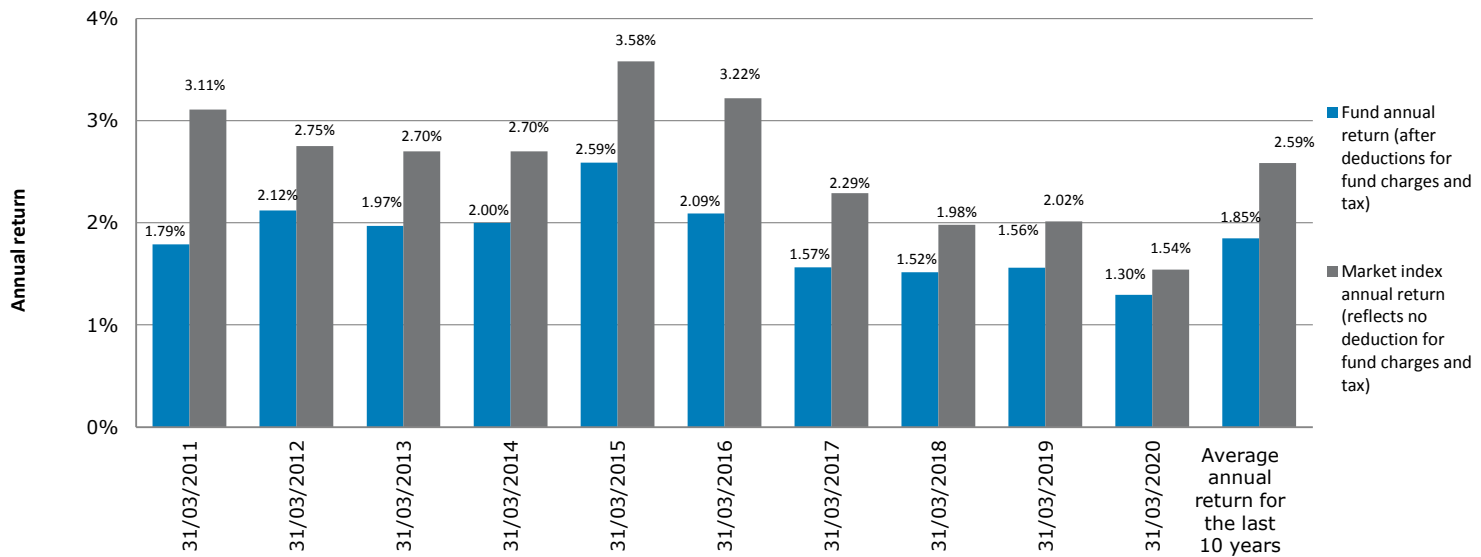
How has the fund performed?

	Average over past five years	Past year
Annual return (after deductions for charges and tax)	1.60%	1.30%
Annual return (after deductions for charges but before tax)	2.24%	1.80%
Market index annual return (reflects no deduction for charges and tax)	2.21%	1.54%

The market index annual return shows the return of the S&P/NZX Bank Bills 90 Day Index.

Additional information about the market index is available in the statement of investment policy and objectives on the offer register at www.disclose-register.companiesoffice.govt.nz.

Annual return graph



This shows the return after fund charges and tax for each of the last 10 years ending 31 March. The last bar shows the average annual return for the last 10 years, up to 31 March 2020.

Important: This does not tell you how the fund will perform in the future.

Returns in this update are after tax at the highest prescribed investor rate (PIR) of tax for an individual New Zealand resident. Your tax may be lower.

What fees are investors charged?

Investors in the Cash Fund are charged fund charges. In the year to 31 March 2019 these were:

	% of net asset value
Total fund charges^{1*}	0.51%
<i>Which are made up of:</i>	
Total management and administration charges	0.51%
<i>Including:</i>	
Manager's basic fee	0.48%
Other management and administration charges	0.03%
Total performance based fees	0.00%
	Dollar amount per investor
Other charges	
Membership fee ^{2**}	\$24

*The manager expects that the fund charges for the next scheme year will be different from the fund charges disclosed in this fund update because the manager's basic fee was reduced on 28 June 2019 from 0.48% to 0.19% per year.

**From 1 April 2019, the membership fee was removed for members under 18 years and reduced from \$24 to \$18 per year for all other members.

Investors are not currently charged individual action fees for specific actions or decisions (for example, for withdrawing from or switching funds). See the PDS for more information about Scheme fees.

Small differences in fees and charges can have a big impact on your investment over the long term.

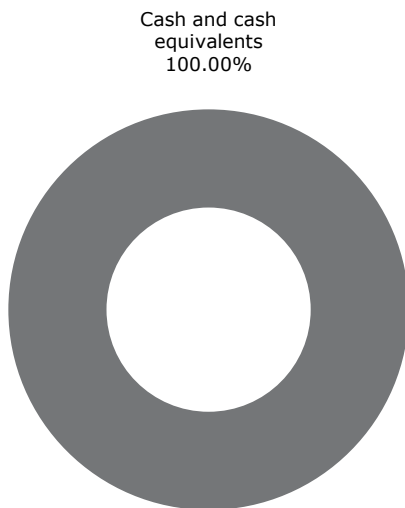
Example of how this applies to an investor

Sarah had \$10,000 in the fund at the start of the year and did not make any further contributions. At the end of the year, Sarah received a return after fund charges were deducted of \$130 (that is 1.30% of her initial \$10,000). Sarah also paid \$24 in other charges. This gives Sarah a total gain after tax of \$106 for the year.

What does the fund invest in?

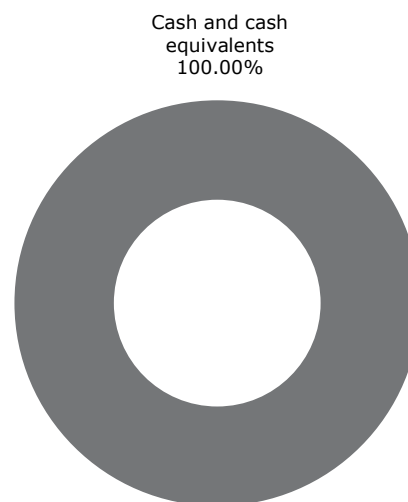
Actual investment mix³

This shows the types of assets that the fund invests in.



Target investment mix³

This shows the mix of assets that the fund generally intends to invest in.



Top 10 investments

	Name	Percentage of fund net assets	Type	Country	Credit rating (if applicable)
1	ASB Registered Certificate of Deposit 05/05/20	4.42%	Cash and cash equivalents	New Zealand	A-1+
2	ASB Registered Certificate of Deposit 14/07/20	4.17%	Cash and cash equivalents	New Zealand	A-1+
3	ASB Registered Certificate of Deposit 19/05/20	3.41%	Cash and cash equivalents	New Zealand	A-1+
4	ASB Registered Certificate of Deposit 25/05/20	3.40%	Cash and cash equivalents	New Zealand	A-1+
5	ANZ Floating Rate Note 21/12/20	2.69%	Cash and cash equivalents	New Zealand	A-1+
6	Cash Deposit (ANZ Bank)	2.60%	Cash and cash equivalents	New Zealand	A-1+
7	ASB Registered Certificate of Deposit 14/05/20	2.31%	Cash and cash equivalents	New Zealand	A-1+
8	Rabobank Registered Certificate of Deposit 28/4/20	2.01%	Cash and cash equivalents	New Zealand	A-1
9	BNZ Registered Certificate of Deposit 03/07/20	2.01%	Cash and cash equivalents	New Zealand	A-1+
10	Housing NZ NZ 03/12/20	2.00%	Cash and cash equivalents	New Zealand	A-1+

The top 10 investments make up 29.02% of the net asset value of the fund.

Key personnel

This shows the directors and employees who have the most influence on investment decisions in relation to the fund.

Name	Current position	Time in current position	Previous or other current position	Time in previous or other current position
Paul Huxford	Chief Investment Officer, New Zealand	1 year and 9 months	Acting Chief Investment Officer, ANZ Bank New Zealand Limited	3 months
Iain Cox	Australasian Head of Fixed Interest and Cash	6 years and 1 month	Senior Fixed Interest Analyst, ANZ Bank New Zealand Limited	2 years and 10 months
Mia Prkusic	Fund Manager Fixed Interest	7 months	Assistant Portfolio Manager, ANZ Bank New Zealand Limited	1 year and 5 months
Ray Jack	Credit Analyst	4 years and 7 months	Investment Analyst, ANZ Bank New Zealand Limited	12 years and 4 months

Further information

You can also obtain this information, the PDS for the OneAnswer KiwiSaver Scheme, and some additional information from the offer register at www.disclose-register.companiesoffice.govt.nz.

Notes

- Our fund charges are inclusive of GST, where applicable.
- We charge you a membership fee at the scheme level for looking after your KiwiSaver account. If you're invested in more than one fund, this fee will be deducted from the fund with the highest balance.
- The target and actual investment mix of this fund are based on:
 - the cash and cash equivalents held by the fund, and
 - the asset class of the underlying fund in which the fund invests.
They are not based on the cash and cash equivalents or any other assets held by the underlying fund.