

## Fund Update for the quarter ended 31 December 2021

### OneAnswer KiwiSaver Scheme

#### ■ Cash Fund

This fund update was first made publicly available on: 14 February 2022

#### What is the purpose of this update?

This document tells you how the Cash Fund has performed and what fees were charged. The document will help you to compare the fund with other funds. ANZ New Zealand Investments Limited prepared this update in accordance with the Financial Markets Conduct Act 2013. This information is not audited and may be updated.

#### Description of the fund

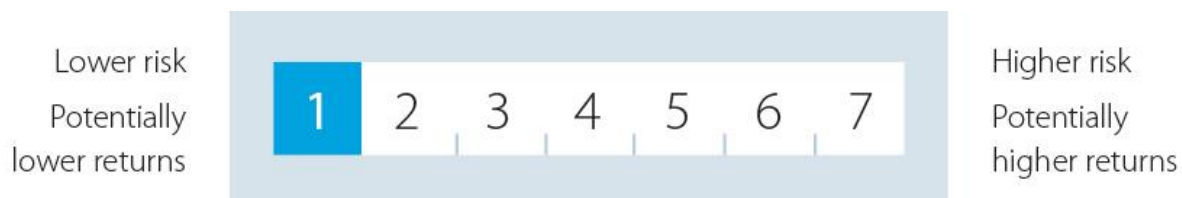
The Cash Fund invests mainly in cash and cash equivalents. These may include investments issued by New Zealand-registered banks, the New Zealand Government, corporations or local authorities, or non-New Zealand governments.

The Cash Fund aims to achieve a positive yearly return (after the fund charge and before tax) that over the long-term is broadly in line with the relevant market index.

|                                 |                |
|---------------------------------|----------------|
| Total value of the fund (\$)    | 64,057,220     |
| Number of investors in the fund | 1,540          |
| The date the fund started       | 1 October 2007 |

#### What are the risks of investing?

Risk indicator for the Cash Fund:



The risk indicator is rated from 1 (low) to 7 (high). The rating reflects how much the value of the fund's assets goes up and down. A higher risk generally means higher potential returns over time, but more ups and downs along the way.

To help you clarify your own attitude to risk, you can seek financial advice or work out your risk profile at [anz.co.nz/OA-riskprofiletool](http://anz.co.nz/OA-riskprofiletool).

Note that even the lowest category does not mean a risk-free investment, and there may be other risks that are not captured by this rating.

This risk indicator is not a guarantee of a fund's future performance. The risk indicator is based on the returns data for the five years ended 31 December 2021. While risk indicators are usually relatively stable, they do shift from time to time. The risk indicator will continue to be updated in future fund updates.

See the product disclosure statement (PDS) for more information about the risks associated with investing in this fund.

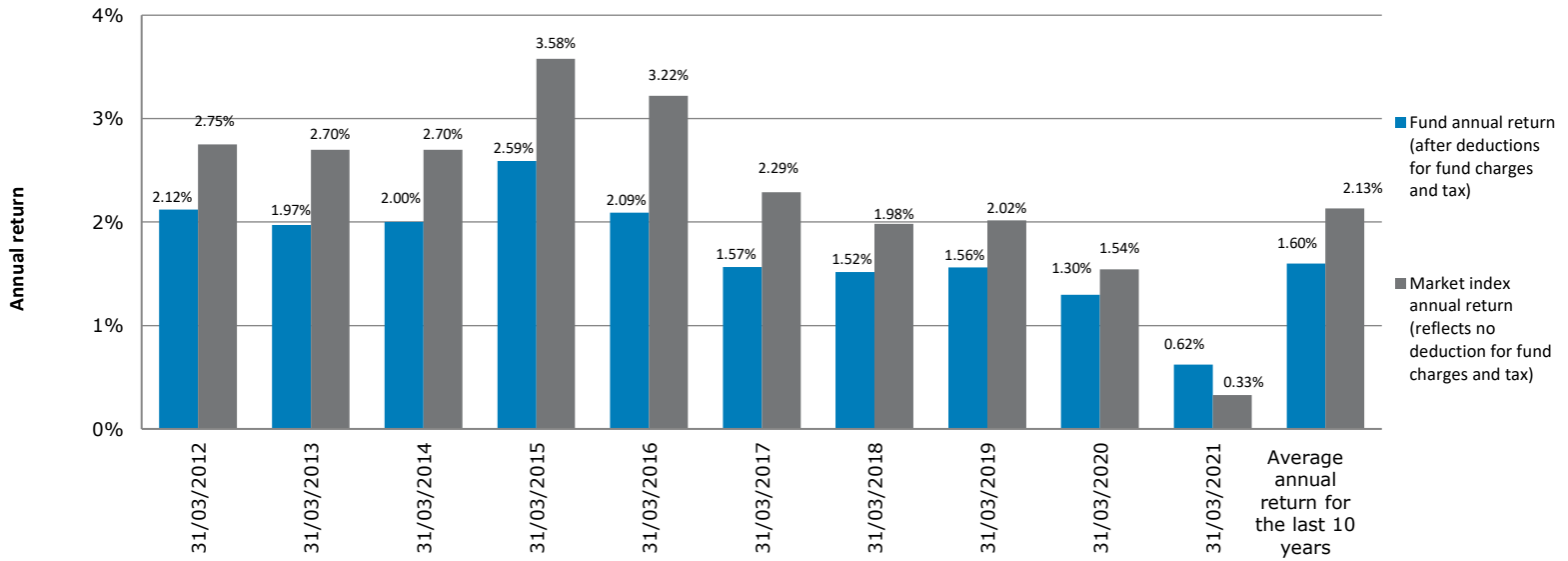
How has the fund performed?

|                                                                                  | Average over past five years | Past year |
|----------------------------------------------------------------------------------|------------------------------|-----------|
| <b>Annual return</b><br>(after deductions for charges and tax)                   | 1.13%                        | 0.39%     |
| <b>Annual return</b><br>(after deductions for charges but before tax)            | 1.58%                        | 0.55%     |
| <b>Market index annual return</b><br>(reflects no deduction for charges and tax) | 1.34%                        | 0.39%     |

The market index annual return shows the return of the S&P/NZX Bank Bills 90 Day Index.

Additional information about the market index is available in the statement of investment policy and objectives on the offer register at [www.disclose-register.companiesoffice.govt.nz](http://www.disclose-register.companiesoffice.govt.nz).

**Annual return graph**



This shows the return after fund charges and tax for each of the last 10 years ending 31 March. The last bar shows the average annual return for the last 10 years, up to 31 December 2021.

**Important:** This does not tell you how the fund will perform in the future.

Returns in this update are after tax at the highest prescribed investor rate (PIR) of tax for an individual New Zealand resident. Your tax may be lower.

**What fees are investors charged?**

Investors in the Cash Fund are charged fund charges. In the year to 31 March 2021 these were:

|                                                    | <b>% of net asset value</b> |
|----------------------------------------------------|-----------------------------|
| <b>Total fund charges<sup>1</sup></b>              | <b>0.23%</b>                |
| <i>Which are made up of:</i>                       |                             |
| <b>Total management and administration charges</b> | <b>0.23%</b>                |
| <i>Including:</i>                                  |                             |
| Manager's basic fee                                | 0.19%                       |
| Other management and administration charges        | 0.04%                       |
| <b>Total performance based fees</b>                | <b>0.00%</b>                |

|                             | <b>Dollar amount per investor</b> |
|-----------------------------|-----------------------------------|
| <b>Other charges</b>        |                                   |
| Membership fee <sup>2</sup> | \$18                              |

Investors are not currently charged individual action fees for specific actions or decisions (for example, for withdrawing from or switching funds). See the PDS for more information about Scheme fees.

Small differences in fees and charges can have a big impact on your investment over the long term.

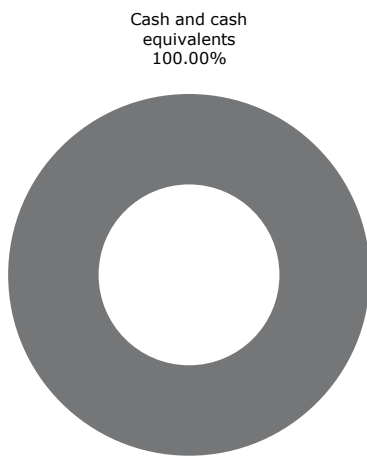
**Example of how this applies to an investor**

Sarah had \$10,000 in the fund at the start of the year and did not make any further contributions. At the end of the year, Sarah received a return after fund charges were deducted of \$39 (that is 0.39% of her initial \$10,000). Sarah also paid \$13.50 in other charges. This gives Sarah a total return after tax of \$25.50 for the year.

**What does the fund invest in?**

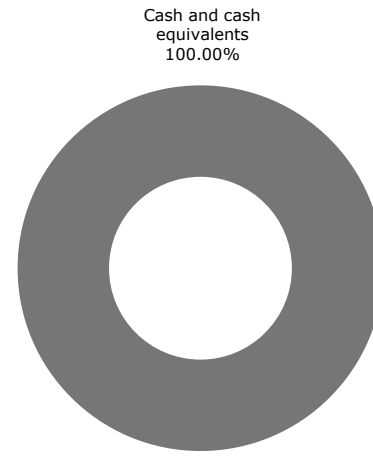
**Actual investment mix<sup>3</sup>**

This shows the types of assets that the fund invests in.



**Target investment mix<sup>3</sup>**

This shows the mix of assets that the fund generally intends to invest in.



## Top 10 investments

|    | <b>Name</b>                                          | <b>Percentage of fund net assets</b> | <b>Type</b>               | <b>Country</b> | <b>Credit rating (if applicable)</b> |
|----|------------------------------------------------------|--------------------------------------|---------------------------|----------------|--------------------------------------|
| 1  | ASB Registered Certificate of Deposit 01/04/2022     | 3.27%                                | Cash and cash equivalents | New Zealand    | A-1+                                 |
| 2  | ASB Registered Certificate of Deposit 28/03/2022     | 2.53%                                | Cash and cash equivalents | New Zealand    | A-1+                                 |
| 3  | ASB Registered Certificate of Deposit 08/02/2022     | 2.45%                                | Cash and cash equivalents | New Zealand    | A-1+                                 |
| 4  | ASB Registered Certificate of Deposit 13/12/2022     | 2.01%                                | Cash and cash equivalents | New Zealand    | A-1+                                 |
| 5  | Bank of Tokyo Mitsubishi New Zealand Ltd 10/06/2022  | 1.85%                                | Cash and cash equivalents | New Zealand    | A-1                                  |
| 6  | Westpac Floating Rate Note 14/2/2022                 | 1.81%                                | Cash and cash equivalents | New Zealand    | AA-                                  |
| 7  | BNZ Bank Registered Certificate of Deposit 11/4/2022 | 1.60%                                | Cash and cash equivalents | New Zealand    | A-1+                                 |
| 8  | ASB Bank Floating Rate Note 22/2/2022                | 1.54%                                | Cash and cash equivalents | New Zealand    | AA-                                  |
| 9  | BNZ Bank Registered Certificate of Deposit 01/4/2022 | 1.52%                                | Cash and cash equivalents | New Zealand    | A-1+                                 |
| 10 | BNZ Bank Registered Certificate of Deposit 22/4/2022 | 1.52%                                | Cash and cash equivalents | New Zealand    | A-1+                                 |

The top 10 investments make up 20.10% of the net asset value of the fund.

## Key personnel

This shows the directors and employees who have the most influence on investment decisions in relation to the fund.

| <b>Name</b>      | <b>Current position</b>                      | <b>Time in current position</b> | <b>Previous or other current position</b>                     | <b>Time in previous or other current position</b> |
|------------------|----------------------------------------------|---------------------------------|---------------------------------------------------------------|---------------------------------------------------|
| Paul Huxford     | Chief Investment Officer, New Zealand        | 3 years and 6 months            | Acting Chief Investment Officer, ANZ Bank New Zealand Limited | 0 years and 3 months                              |
| Iain Cox         | Head of Australasian Fixed Interest and Cash | 7 years and 10 months           | Senior Fixed Interest Analyst, ANZ Bank New Zealand Limited   | 2 years and 10 months                             |
| Mia Prkusic      | Fund Manager Fixed Interest                  | 2 years and 4 months            | Assistant Portfolio Manager, ANZ Bank New Zealand Limited     | 1 year and 5 months                               |
| Ray Jack         | Senior Research Analyst                      | 0 years and 11 months           | Credit Analyst, ANZ Bank New Zealand Limited                  | 5 years and 5 months                              |
| Juliette Varuhas | Fixed Interest Analyst                       | 1 year and 4 months             | Implementation Analyst, ANZ Bank New Zealand Limited          | 3 years and 0 months                              |

## Further information

You can also obtain this information, the PDS for the OneAnswer KiwiSaver Scheme, and some additional information from the offer register at [www.disclose-register.companiesoffice.govt.nz](http://www.disclose-register.companiesoffice.govt.nz).

## Notes

- Our fund charges are inclusive of GST, where applicable.
- The membership fee was removed effective 30 September 2021.
- The target and actual investment mix of this fund are based on:
  - the cash and cash equivalents held by the fund, and
  - the asset class of the underlying fund in which the fund invests.
They are not based on the cash and cash equivalents or any other assets held by the underlying fund.