

Fund Update for the quarter ended 30 September 2019

ANZ Investments Single-Asset-Class Scheme (marketed as the OneAnswer Single-Asset-Class Funds)

Equity Selection Fund

This replacement fund update was first made publicly available on 2 December 2019. It replaces the fund update that was first made publicly available on 25 October 2019. This new fund update includes the following changes:

Fund update section	Change
How has the fund performed?	<ul style="list-style-type: none"> Change to market index annual return average over past five years from 17.12% to 17.10%, and over the past year from 17.96% to 17.83%. Change to market index from S&P/NZX 50 Total Return Index (with imputation credits re-invested) to 70% S&P/NZX50 Gross Index (with imputation credits re-invested) and 30% S&P/ASX200 Accumulation Index for the period from 28 June 2019 and a statement of the reason for the change.
Annual return graph	<ul style="list-style-type: none"> Change to 31/03/2010 market index annual return from 17.82% to 27.59%. Change to market index average annual return from 14.62% to 14.61%
Top 10 investments	<ul style="list-style-type: none"> Change to Type for Metlifecare Ltd from Listed property to Australasian equities

What is the purpose of this update?

This document tells you how the Equity Selection Fund has performed and what fees were charged. The document will help you to compare the fund with other funds. ANZ New Zealand Investments Limited prepared this update in accordance with the Financial Markets Conduct Act 2013. This information is not audited and may be updated.

Description of this fund

The Equity Selection Fund invests mainly in New Zealand and Australian equities. Investments may include:


- equities in companies that are listed or intend to list on the New Zealand or Australian stock exchange, and
- cash and cash equivalents.

The fund aims to achieve a positive yearly return (after the fund charge and before tax) that over the long-term outperforms the relevant market index.

Total value of the fund (\$)	12,615,063
The date the fund started	1 July 2004

What are the risks of investing?

Risk indicator for the Equity Selection Fund:



The risk indicator is rated from 1 (low) to 7 (high). The rating reflects how much the value of the fund's assets goes up and down. A higher risk generally means higher potential returns over time, but more ups and downs along the way.

To help you clarify your own attitude to risk, you can seek financial advice or work out your risk profile at www.sorted.org.nz/tools/investor-kickstarter.

Note that even the lowest category does not mean a risk-free investment, and there may be other risks that are not captured by this rating.

This risk indicator is not a guarantee of a fund's future performance. The risk indicator is based on the returns data for the five years ended 30 September 2019. While risk indicators are usually relatively stable, they do shift from time to time. The risk indicator will continue to be updated in future fund updates.

See the product disclosure statement (PDS) for more information about the risks associated with investing in this fund.

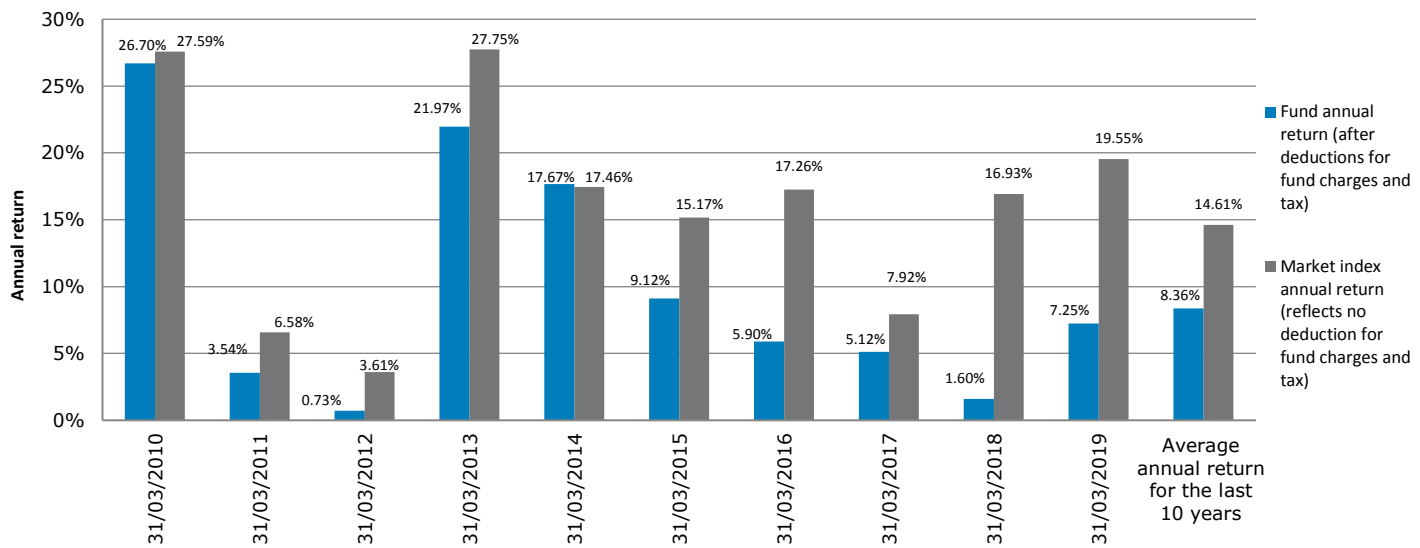
How has the fund performed?

	Average over past five years	Past year
Annual return (after deductions for charges and tax)	6.06%	3.83%
Annual return (after deductions for charges but before tax)	6.95%	4.45%
Market index annual return (reflects no deduction for charges and tax)	17.10%	17.83%

The market index annual return is calculated using the return of the 70% S&P/NZX Gross Index (with imputation credits re-invested) and 30% S&P/ASX200 Accumulation Index from 28 June 2019 and the return of the S&P/NZX 50 Total Return Index (with imputation credits re-invested) prior to 28 June 2019. The market index for this fund was changed on 28 June 2019 to reflect the fund’s ability to invest in both New Zealand and Australian markets.

Additional information about the market index is available in the statement of investment policy and objectives on the offer register at www.disclose-register.companiesoffice.govt.nz.

Annual return graph



This shows the return after fund charges and tax for each of the last 10 years ending 31 March. The last bar shows the average annual return for the last 10 years, up to 30 September 2019.

Important: This does not tell you how the fund will perform in the future.

Returns in this update are after tax at the highest prescribed investor rate (PIR) of tax for an individual New Zealand resident. Your tax may be lower.

What fees are investors charged?

Investors in the Equity Selection Fund are charged fund charges. In the year to 31 March 2019 these were:

	% of net asset value
Total fund charges¹	1.27%
<i>Which are made up of:</i>	
Total management and administration charges	1.27%
<i>Including:</i>	
Manager's basic fee	1.10%
Other management and administration charges	0.17%
Total performance based fees	0.00%

	Dollar amount per investor
Other charges	
Other charges	\$0

Investors are not currently charged individual action fees for specific actions or decisions (for example, for withdrawing from or switching funds). See the PDS for more information about Scheme fees.

Small differences in fees and charges can have a big impact on your investment over the long term.

Example of how this applies to an investor

Sarah had \$10,000 in the fund at the start of the year and did not make any further contributions. At the end of the year, Sarah received a return after fund charges were deducted of \$383 (that is 3.83% of her initial \$10,000). Sarah did not pay any other charges. This gives Sarah a total gain after tax of \$383 for the year.


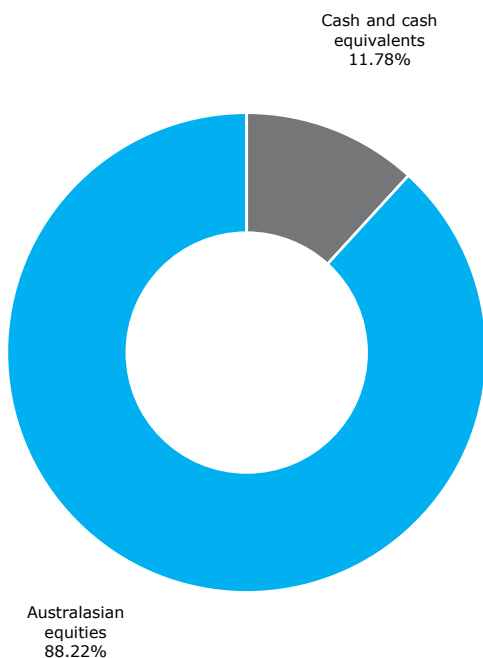
What does the fund invest in?

Actual investment mix²

This shows the types of assets that the fund invests in.

Target investment mix²

This shows the mix of assets that the fund generally intends to invest in.



Top 10 investments

	Name	Percentage of fund net assets	Type	Country	Credit rating (if applicable)
1	Mainfreight Ltd	7.47%	Australasian equities	New Zealand	
2	A2 Corp Limited	6.67%	Australasian equities	New Zealand	
3	Meridian Energy Ltd	6.30%	Australasian equities	New Zealand	
4	Contact Energy Ltd	6.27%	Australasian equities	New Zealand	
5	Metlifecare Ltd	5.86%	Australasian equities	New Zealand	
6	Sanford Limited	5.83%	Australasian equities	New Zealand	
7	Genesis Energy Ltd	5.19%	Australasian equities	New Zealand	
8	Cash Deposit (J.P. Morgan AUD)	4.95%	Cash and cash equivalents	Australia	A-1
9	Spark New Zealand Ltd	4.81%	Australasian equities	New Zealand	
10	Freightways Ltd	4.04%	Australasian equities	New Zealand	

The top 10 investments make up 57.39% of the net asset value of the fund.

Currency hedging

	Benchmark hedging rate	Current hedging level
Australasian equities	Benchmark 0% AUD hedged (range of 0-100%)	0%

Key personnel

This shows the directors and employees who have the most influence on investment decisions in relation to the fund.

Name	Current position	Time in current position	Previous or other current position	Time in previous or other current position
Paul Huxford	Chief Investment Officer, New Zealand	1 year and 3 months	Acting Chief Investment Officer, ANZ Bank New Zealand Limited	3 months
Craig Brown	Portfolio Manager, Australasian Equities	5 years and 2 months	Senior Investment Analyst, ANZ Bank New Zealand Limited	6 years and 6 months
Max Lesser	Fund Manager	1 year and 1 month	Senior Investment Analyst (contractor), ANZ Bank New Zealand Limited	5 months
Andrew Mortimer	Fund Manager	1 year and 1 month	Senior Investment Analyst (contractor), ANZ Bank New Zealand Limited	10 months

Further information

You can also obtain this information, the PDS for the OneAnswer Single-Asset-Class Funds, and some additional information from the offer register at www.disclose-register.companiesoffice.govt.nz.

Notes

1. Our fund charges are inclusive of GST, where applicable.
2. The target and actual investment mix of this fund are based on:
 - the cash and cash equivalents held by both the fund itself and the underlying fund in which the fund invests, and
 - the asset class of the underlying fund.