

ANZ Investments Single-Asset-Class Scheme (marketed as the OneAnswer Single-Asset-Class Funds)

■ Australian Share Fund

This fund update was first made publicly available on: 28 October 2020

What is the purpose of this update?

This document tells you how the Australian Share Fund has performed and what fees were charged. The document will help you to compare the fund with other funds. ANZ New Zealand Investments Limited prepared this update in accordance with the Financial Markets Conduct Act 2013. This information is not audited and may be updated.

Description of this fund

The Australian Share Fund invests mainly in Australian equities. Investments may include:

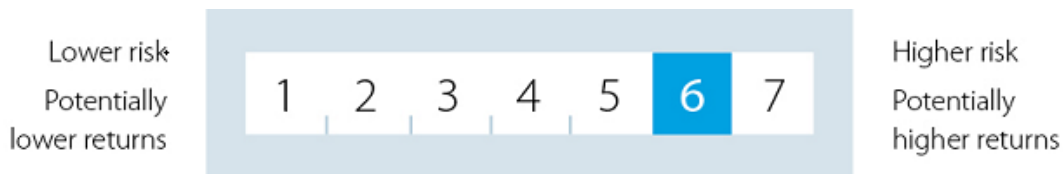
- equities in companies that are listed or in the process of listing on the Australian stock exchange, and
- cash and cash equivalents.

The fund aims to achieve a positive yearly return (after the fund charge and before tax) that over the long-term outperforms the relevant market index.

Total value of the fund (\$)	16,724,699
The date the fund started	29 February 1996

What are the risks of investing?

Risk indicator for the Australian Share Fund:



The risk indicator is rated from 1 (low) to 7 (high). The rating reflects how much the value of the fund's assets goes up and down. A higher risk generally means higher potential returns over time, but more ups and downs along the way.

To help you clarify your own attitude to risk, you can seek financial advice or work out your risk profile at www.sorted.org.nz/investor-kickstarter.

Note that even the lowest category does not mean a risk-free investment, and there may be other risks that are not captured by this rating.

This risk indicator is not a guarantee of a fund's future performance. The risk indicator is based on the returns data for the five years ended 30 September 2020. While risk indicators are usually relatively stable, they do shift from time to time. The risk indicator will continue to be updated in future fund updates.

See the product disclosure statement (PDS) for more information about the risks associated with investing in this fund.

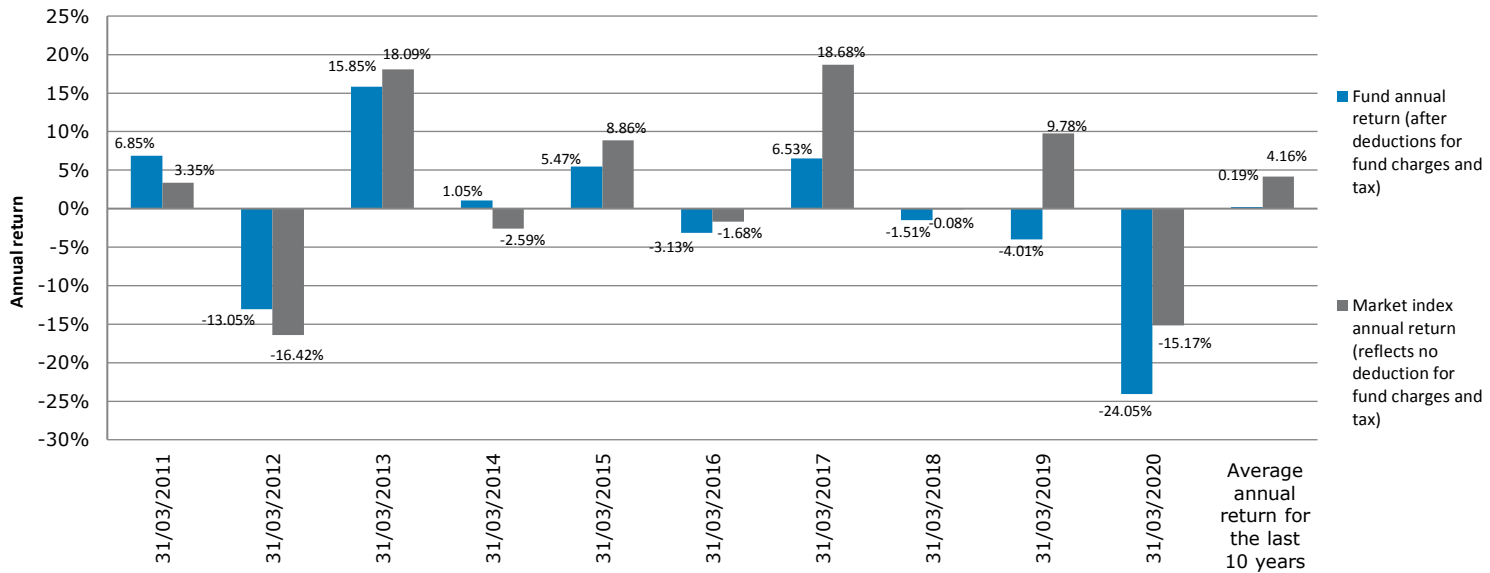
How has the fund performed?

	Average over past five years	Past year
Annual return (after deductions for charges and tax)	-1.29%	-20.42%
Annual return (after deductions for charges but before tax)	-0.36%	-20.13%
Market index annual return (reflects no deduction for charges and tax)	7.04%	-9.48%

The market index annual return shows the return of the S&P/ASX200 Accumulation Index (unhedged).

Additional information about the market index is available in the statement of investment policy and objectives on the offer register at www.disclose-register.companiesoffice.govt.nz.

Annual return graph



This shows the return after fund charges and tax for each of the last 10 years ending 31 March. The last bar shows the average annual return for the last 10 years, up to 30 September 2020.

Important: This does not tell you how the fund will perform in the future.

Returns in this update are after tax at the highest prescribed investor rate (PIR) of tax for an individual New Zealand resident. Your tax may be lower.

What fees are investors charged?

Investors in the Australian Share Fund are charged fund charges. In the year to 31 March 2020 these were:

	% of net asset value
Total fund charges^{1*}	1.18%
<i>Which are made up of:</i>	
Total management and administration charges	1.18%
<i>Including:</i>	
Manager's basic fee	1.03%
Other management and administration charges	0.15%
Total performance based fees	0.00%

	Dollar amount per investor
Other charges	
Other charges	\$0

*The manager expects that the fund charges for the next scheme year will be different from the fund charges disclosed in this fund update because the manager's basic fee was reduced on 1 July 2019 from 1.10% to 1.00% per year.

Investors are not currently charged individual action fees for specific actions or decisions (for example, for withdrawing from or switching funds). See the PDS for more information about Scheme fees.

Small differences in fees and charges can have a big impact on your investment over the long term.


Example of how this applies to an investor

Sarah had \$10,000 in the fund at the start of the year and did not make any further contributions. At the end of the year, Sarah incurred a loss after fund charges were deducted of \$2,042 (that is -20.42% of her initial \$10,000). Sarah did not pay any other charges. This gives Sarah a total loss after tax of \$2,042 for the year.

What does the fund invest in?


Actual investment mix²

This shows the types of assets that the fund invests in.



Target investment mix²

This shows the mix of assets that the fund generally intends to invest in.



Top 10 investments

	Name	Percentage of fund net assets	Type	Country	Credit rating (if applicable)
1	BHP Billiton Ltd	8.81%	Australasian equities	Australia	
2	Cash Deposit (J.P. Morgan AUD)	5.29%	Cash and cash equivalents	Australia	A-1
3	ANZ Banking Group Ltd	4.23%	Australasian equities	Australia	
4	CSL Limited	4.09%	Australasian equities	Australia	
5	Coles Group Ltd	3.68%	Australasian equities	Australia	
6	National Australia Bank	3.56%	Australasian equities	Australia	
7	Transurban Group	3.20%	Australasian equities	Australia	
8	Aristocrat Leisure	3.11%	Australasian equities	Australia	
9	Oil Search Limited	3.09%	Australasian equities	Australia	
10	Telstra Corp Ltd	3.07%	Australasian equities	Australia	

The top 10 investments make up 42.13% of the net asset value of the fund.

Currency hedging

	Benchmark hedging rate	Current hedging level
Australasian equities	Benchmark 0% AUD hedged (range of 0-100%)	0%

Key personnel

This shows the directors and employees who have the most influence on investment decisions in relation to the fund.

Name	Current position	Time in current position	Previous or other current position	Time in previous or other current position
Paul Huxford	Chief Investment Officer, New Zealand	2 years and 3 months	Acting Chief Investment Officer, ANZ Bank New Zealand Limited	3 months
Alan Clarke	Co-Head of Diversified Portfolio Management	1 year and 7 months	Senior Mandate Research Manager, ANZ Bank New Zealand Limited	3 years and 7 months
Maaïke van Tol	Co-Head of Diversified Portfolio Management	1 year and 7 months	Senior Asset Allocation Manager, ANZ Bank New Zealand Limited	1 year and 8 months

Further information

You can also obtain this information, the PDS for the OneAnswer Single-Asset-Class Funds, and some additional information from the offer register at www.disclose-register.companiesoffice.govt.nz.

Notes

- Our fund charges are inclusive of GST, where applicable.
- The target and actual investment mix of this fund are based on:
 - the cash and cash equivalents held by the fund, and
 - the asset class of the underlying fund in which the fund invests.
They are not based on the cash and cash equivalents or any other assets held by the underlying fund.