

Fund Update for the quarter ended 30 September 2021

ANZ Investments Single-Asset-Class Scheme (marketed as the OneAnswer Single-Asset-Class Funds)

**New Zealand Fixed Interest Fund**

This fund update was first made publicly available on: 28 October 2021

**What is the purpose of this update?**

This document tells you how the New Zealand Fixed Interest Fund has performed and what fees were charged. The document will help you to compare the fund with other funds. ANZ New Zealand Investments Limited prepared this update in accordance with the Financial Markets Conduct Act 2013. This information is not audited and may be updated.

**Description of this fund**

The New Zealand Fixed Interest Fund invests mainly in New Zealand fixed interest assets. Investments may include:

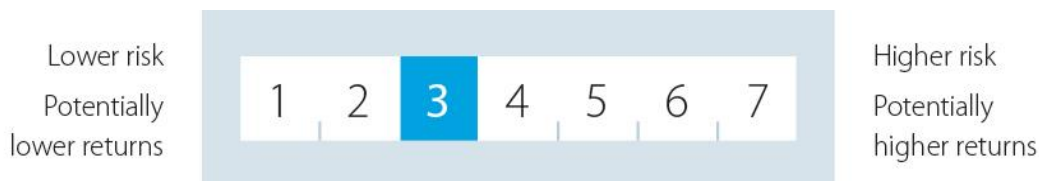
- fixed interest assets in New Zealand dollars, or issued by New Zealand located or incorporated entities and hedged back to New Zealand dollars, and
- cash and cash equivalents.

The fund aims to achieve a positive yearly return (after the fund charge and before tax) that over the long-term is broadly in line with the relevant market index.

Total value of the fund (\$)	13,795,705
The date the fund started	31 March 1991

**What are the risks of investing?**

Risk indicator for the New Zealand Fixed Interest Fund:



The risk indicator is rated from 1 (low) to 7 (high). The rating reflects how much the value of the fund's assets goes up and down. A higher risk generally means higher potential returns over time, but more ups and downs along the way.

To help you clarify your own attitude to risk, you can seek financial advice or work out your risk profile at [www.sorted.org.nz/investor-kickstarter](http://www.sorted.org.nz/investor-kickstarter).

Note that even the lowest category does not mean a risk-free investment, and there may be other risks that are not captured by this rating.

This risk indicator is not a guarantee of a fund's future performance. The risk indicator is based on the returns data for the five years ended 30 September 2021. While risk indicators are usually relatively stable, they do shift from time to time. The risk indicator will continue to be updated in future fund updates.

See the product disclosure statement (PDS) for more information about the risks associated with investing in this fund.

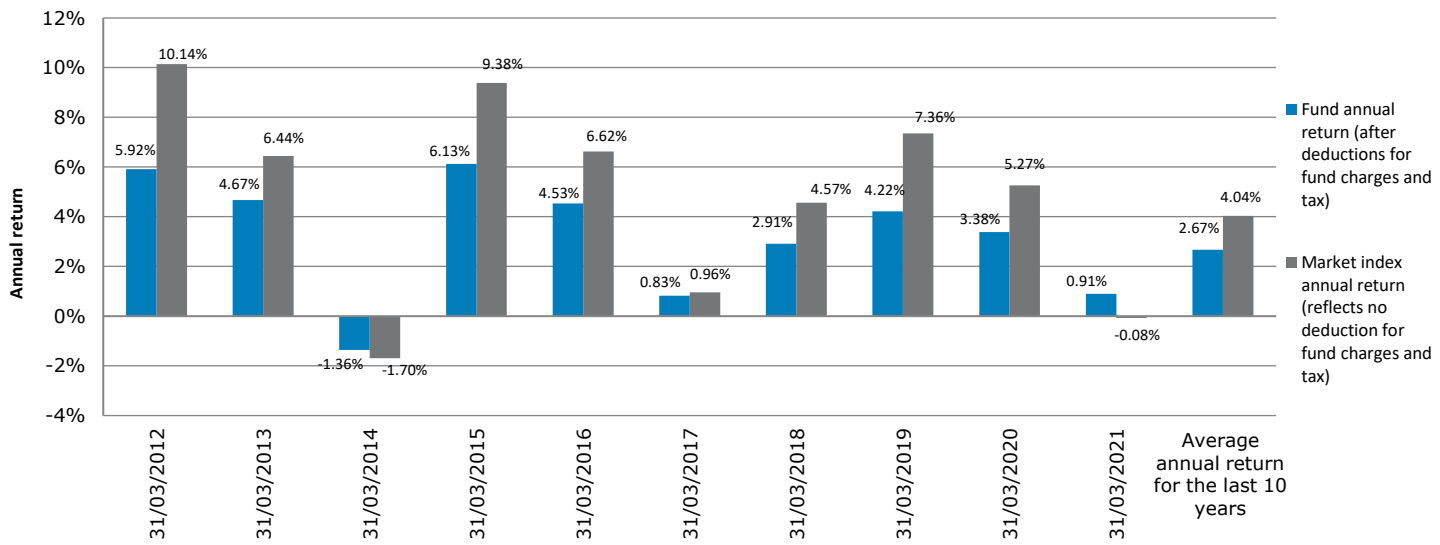
How has the fund performed?

	Average over past five years	Past year
<b>Annual return</b> (after deductions for charges and tax)	1.80%	-4.14%
<b>Annual return</b> (after deductions for charges but before tax)	2.49%	-5.71%
<b>Market index annual return</b> (reflects no deduction for charges and tax)	2.76%	-5.68%

The market index annual return is calculated using a composite index made up of: 50% S&P/NZX NZ Government Bond Index and 50% S&P/NZX Investment Grade Corporate Bond Index.

Additional information about the market index is available in the statement of investment policy and objectives on the offer register at [www.disclose-register.companiesoffice.govt.nz](http://www.disclose-register.companiesoffice.govt.nz).

**Annual return graph**



This shows the return after fund charges and tax for each of the last 10 years ending 31 March. The last bar shows the average annual return for the last 10 years, up to 30 September 2021.

**Important:** This does not tell you how the fund will perform in the future.

Returns in this update are after tax at the highest prescribed investor rate (PIR) of tax for an individual New Zealand resident. Your tax may be lower.

### What fees are investors charged?

Investors in the New Zealand Fixed Interest Fund are charged fund charges. In the year to 31 March 2021 these were:

	% of net asset value
<b>Total fund charges<sup>1*</sup></b>	<b>0.71%</b>
<i>Which are made up of:</i>	
<b>Total management and administration charges</b>	<b>0.71%</b>
<i>Including:</i>	
Manager's basic fee	0.55%
Other management and administration charges	0.16%
<b>Total performance based fees</b>	<b>0.00%</b>

	Dollar amount per investor
<b>Other charges</b>	
Other charges	\$0

\*The manager expects that the fund charges for the next scheme year will be less than the fund charges disclosed in this fund update because the manager's basic fee was reduced effective 28 June 2021 from 0.55% to 0.30% per year.

Investors are not currently charged individual action fees for specific actions or decisions (for example, for withdrawing from or switching funds). See the PDS for more information about Scheme fees.

Small differences in fees and charges can have a big impact on your investment over the long term.

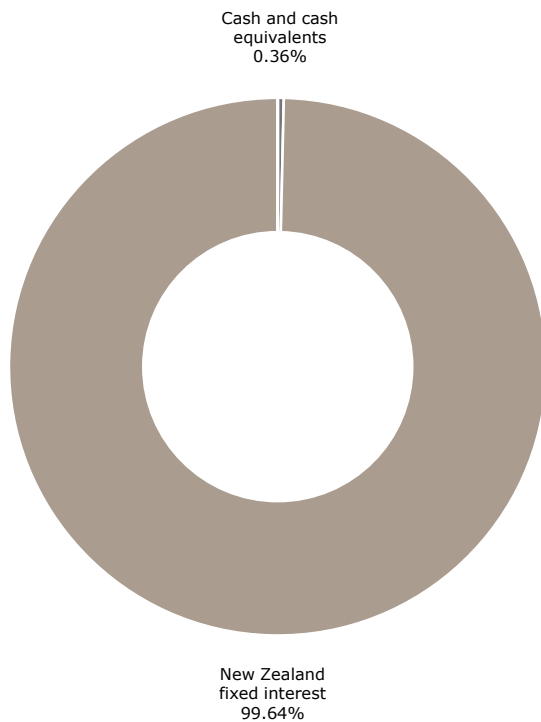
### Example of how this applies to an investor

Sarah had \$10,000 in the fund at the start of the year and did not make any further contributions. At the end of the year, Sarah incurred a loss after fund charges were deducted of \$414 (that is -4.14% of her initial \$10,000). Sarah did not pay any other charges. This gives Sarah a total loss after tax of \$414 for the year.

### What does the fund invest in?


#### Actual investment mix<sup>2</sup>

This shows the types of assets that the fund invests in.



#### Target investment mix<sup>2</sup>

This shows the mix of assets that the fund generally intends to invest in.



### Top 10 investments

	Name	Percentage of fund net assets	Type	Country	Credit rating (if applicable)
1	NZ Govt Stock 15/04/25 2.75%	6.11%	New Zealand fixed interest	New Zealand	AAA
2	NZ Govt Stock 15/04/27 4.5%	4.97%	New Zealand fixed interest	New Zealand	AAA
3	NZ Govt Stock 15/04/23 5.5%	4.52%	New Zealand fixed interest	New Zealand	AAA
4	NZ Govt Stock 20/04/29 3%	4.42%	New Zealand fixed interest	New Zealand	AAA
5	NZ Govt Stock 15/04/37 2.75%	3.99%	New Zealand fixed interest	New Zealand	AAA
6	ASB Bank 19/8/24 1.83%	3.94%	New Zealand fixed interest	New Zealand	AA-
7	NZ Govt Stock 15/05/24 0.5%	3.65%	New Zealand fixed interest	New Zealand	AAA
8	Kiwibank 20/09/24 2.155%	3.60%	New Zealand fixed interest	New Zealand	A+
9	NZ Govt Stock 15/5/41 1.75%	3.21%	New Zealand fixed interest	New Zealand	AAA
10	Westpac 24/2/26 1.439	3.18%	New Zealand fixed interest	New Zealand	AA-

The top 10 investments make up 41.59% of the net asset value of the fund.

### Key personnel

This shows the directors and employees who have the most influence on investment decisions in relation to the fund.

Name	Current position	Time in current position	Previous or other current position	Time in previous or other current position
Paul Huxford	Chief Investment Officer, New Zealand	3 years and 3 months	Acting Chief Investment Officer, ANZ Bank New Zealand Limited	0 years and 3 months
Iain Cox	Head of Australasian Fixed Interest and Cash	7 years and 7 months	Senior Fixed Interest Analyst, ANZ Bank New Zealand Limited	2 years and 10 months
Mia Prkusic	Fund Manager Fixed Interest	2 years and 1 month	Assistant Portfolio Manager, ANZ Bank New Zealand Limited	1 year and 5 months
Ray Jack	Senior Research Analyst	0 years and 8 months	Credit Analyst, ANZ Bank New Zealand Limited	5 years and 5 months
Juliette Varuhas	Fixed Interest Analyst	1 year and 1 month	Implementation Analyst, ANZ Bank New Zealand Limited	3 years and 0 months

### Further information

You can also obtain this information, the PDS for the OneAnswer Single-Asset-Class Funds, and some additional information from the offer register at [www.disclose-register.companiesoffice.govt.nz](http://www.disclose-register.companiesoffice.govt.nz).

### Notes

- Our fund charges are inclusive of GST, where applicable.
- The target and actual investment mix of this fund are based on:
  - the cash and cash equivalents held by the fund, and
  - the asset class of the underlying fund in which the fund invests.

They are not based on the cash and cash equivalents or any other assets held by the underlying fund.