

ANZ Investments Single-Asset-Class Scheme (marketed as the OneAnswer Single-Asset-Class Funds)

## ■ Equity Selection Fund

This fund update was first made publicly available on: 03 May 2023

### What is the purpose of this update?

This document tells you how the Equity Selection Fund has performed and what fees were charged. The document will help you to compare the fund with other funds. ANZ New Zealand Investments Limited prepared this update in accordance with the Financial Markets Conduct Act 2013. This information is not audited and may be updated.

### Description of this fund

The Equity Selection Fund invests mainly in New Zealand and Australian equities. Investments may include:


- equities in companies that are listed or intend to list on the New Zealand or Australian stock exchanges, and
- cash and cash equivalents.

The fund aims to achieve a positive yearly return (after the fund charge and before tax) that over the long-term outperforms the relevant market index.

Total value of the fund (\$)	9,691,126
The date the fund started	1 July 2004

### What are the risks of investing?

Risk indicator for the Equity Selection Fund:



The risk indicator is rated from 1 (low) to 7 (high). The rating reflects how much the value of the fund's assets goes up and down. A higher risk generally means higher potential returns over time, but more ups and downs along the way.

To help you clarify your own attitude to risk, you can seek financial advice or work out your risk profile at [www.sorted.org.nz/investor-kickstarter](http://www.sorted.org.nz/investor-kickstarter).

Note that even the lowest category does not mean a risk-free investment, and there may be other risks that are not captured by this rating.

This risk indicator is not a guarantee of a fund's future performance. The risk indicator is based on the returns data for the five years ended 31 March 2023. While risk indicators are usually relatively stable, they do shift from time to time. The risk indicator will continue to be updated in future fund updates.

See the product disclosure statement (PDS) for more information about the risks associated with investing in this fund.

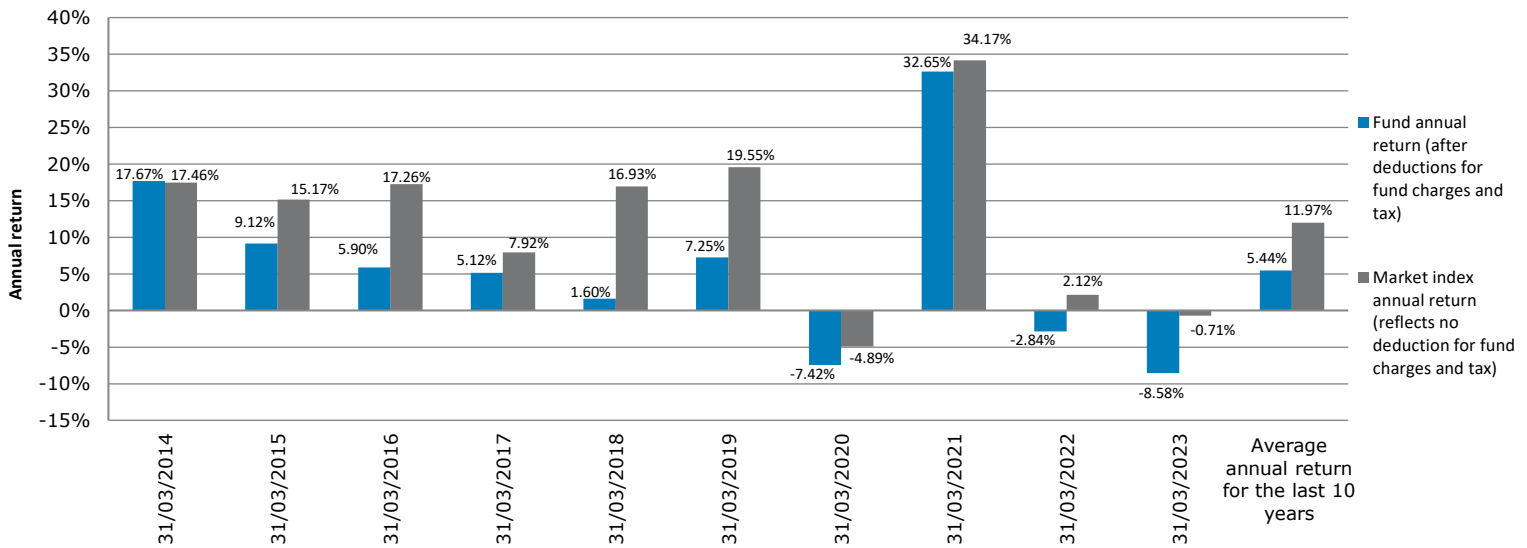
How has the fund performed?

	Average over past five years	Past year
<b>Annual return</b> (after deductions for charges and tax)	3.19%	-8.58%
<b>Annual return</b> (after deductions for charges but before tax)	3.79%	-7.97%
<b>Market index annual return</b> (reflects no deduction for charges and tax)	9.11%	-0.71%

The market index annual return is calculated using the return of the 70% S&P/NZX50 Gross Index (with imputation credits re-invested) and 30% S&P/ASX200 Accumulation Index.

Additional information about the market index is available in the statement of investment policy and objectives on the offer register at [www.disclose-register.companiesoffice.govt.nz](http://www.disclose-register.companiesoffice.govt.nz).

**Annual return graph**



This shows the return after fund charges and tax for each of the last 10 years ending 31 March. The last bar shows the average annual return for the last 10 years, up to 31 March 2023.

**Important:** This does not tell you how the fund will perform in the future.

Returns in this update are after tax at the highest prescribed investor rate (PIR) of tax for an individual New Zealand resident. Your tax may be lower.

### What fees are investors charged?

Investors in the Equity Selection Fund are charged fund charges. In the year to 31 March 2022 these were:

	% of net asset value
<b>Total fund charges<sup>1</sup></b>	<b>1.28%</b>
<i>Which are made up of:</i>	
<b>Total management and administration charges</b>	<b>1.28%</b>
<i>Including:</i>	
Manager's basic fee	1.10%
Other management and administration charges	0.18%
<b>Total performance based fees</b>	<b>0.00%</b>

	Dollar amount per investor
<b>Other charges</b>	
Other charges	\$0

Investors are not currently charged individual action fees for specific actions or decisions (for example, for withdrawing from or switching funds). See the ANZ Investment Funds PDS for more information about Scheme fees.

Small differences in fees and charges can have a big impact on your investment over the long term.

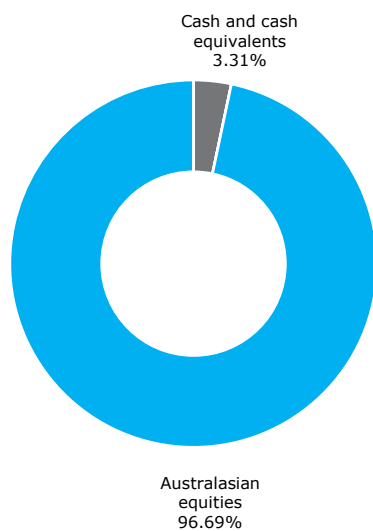
### Example of how this applies to an investor

Sarah had \$10,000 in the fund at the start of the year and did not make any further contributions. At the end of the year, Sarah incurred a loss after fund charges were deducted of \$858 (that is -8.58% of her initial \$10,000). Sarah did not pay any other charges. This gives Sarah a total loss after tax of \$858 for the year.

### What does the fund invest in?


#### Actual investment mix<sup>2</sup>

This shows the types of assets that the fund invests in.



#### Target investment mix<sup>2</sup>

This shows the mix of assets that the fund generally intends to invest in.



## Top 10 investments

Name	Percentage of fund net assets	Type	Country	Credit rating (if applicable)
1 Mainfreight Ltd	9.46%	Australasian equities	New Zealand	
2 Fisher and Paykel Healthcare Industries Ltd	9.17%	Australasian equities	New Zealand	
3 Meridian Energy Ltd	5.52%	Australasian equities	New Zealand	
4 Contact Energy Ltd	5.44%	Australasian equities	New Zealand	
5 Spark New Zealand Ltd	5.21%	Australasian equities	New Zealand	
6 CSL Limited	5.13%	Australasian equities	Australia	
7 Ebos Group Ltd	5.10%	Australasian equities	New Zealand	
8 Freightways Ltd	4.73%	Australasian equities	New Zealand	
9 Sanford Limited	4.49%	Australasian equities	New Zealand	
10 James Hardie Industries Plc	3.85%	Australasian equities	Australia	

The top 10 investments make up 58.10% of the net asset value of the fund.

## Currency hedging

	Benchmark hedging rate	Current hedging level
Australasian equities	Benchmark 0% AUD hedged (range of 0-100%)	0.00%

## Key personnel

This shows the directors and employees who have the most influence on investment decisions in relation to the fund.

Name	Current position	Time in current position	Previous or other current position	Time in previous or other current position
Paul Huxford	Chief Investment Officer, New Zealand	4 years and 9 months	Acting Chief Investment Officer, ANZ Bank New Zealand Limited	0 years and 3 months
Max Lesser	Fund Manager	4 years and 7 months	Senior Investment Analyst (contractor), ANZ Bank New Zealand Limited	0 years and 5 months
Andrew Mortimer	Fund Manager	4 years and 7 months	Senior Investment Analyst (contractor), ANZ Bank New Zealand Limited	0 years and 10 months
Helen Skinner <sup>3</sup>	Head of Responsible Investing	0 years and 10 months	Head of Emerging Wealth, Craigs Investment Partners	1 year and 2 months

## Further information

You can also obtain this information, the PDS for the OneAnswer Single-Asset-Class Funds, and some additional information from the offer register at [www.disclose-register.companiesoffice.govt.nz](http://www.disclose-register.companiesoffice.govt.nz).

## Notes

- Our fund charges are inclusive of GST, where applicable.
- The target and actual investment mix of this fund are based on:
  - the cash and cash equivalents held by both the fund itself and the underlying fund in which the fund invests, and
  - the asset class of the underlying fund.
- Key personnel not named in previous fund update for the fund.