

ANZ KiwiSaver Scheme

Balanced Fund

What is the purpose of this statement?

This statement provides key information about the ANZ KiwiSaver Scheme Balanced Fund. It tells you how the fund has performed and what fees it charged, and will help you to compare it with other funds. We prepared this statement in accordance with the KiwiSaver (Periodic Disclosure) Regulations 2013. This information is not audited and may be updated.

Description of the fund

The Balanced Fund invests in cash and fixed interest assets with similar amounts of share and listed property assets. It may also invest in alternative assets. The objectives of the Balanced Fund are to:

- Consistently deliver positive real investment returns in the form of income and capital growth by investing in a range of asset classes; and
- Achieve investment performance that reflects the level of risk applicable to the Balanced Fund's underlying asset classes.

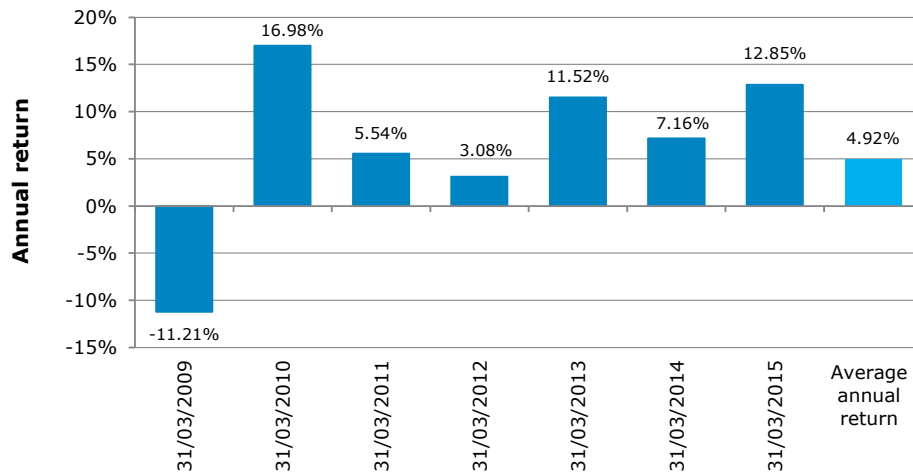
Total value of the fund (\$)	1,011,759,499
Number of members in the fund	81,469
Date the fund started	1 October 2007

How has the fund performed?

	Past five years	Past year
Annual return (after deductions for fund fees and tax ¹)	7.97%	12.85%

How has the fund performed in the past?

This shows the return after fund fees and tax for each tax year since the fund started and the average annual return since the fund started. It's important to note that this doesn't tell you how the fund will perform in the future.



What fees were members charged?

The returns above are after deductions for **fund fees**². Over the past year these were:

	% of members' investments
Total fund fees	0.97%
<i>Which are made up of:</i>	
Annual management fee	0.90%
Performance-based fees	0.00%
Other fees and costs	0.07%

Members were also charged **membership fees**³ of up to \$24 over the year.

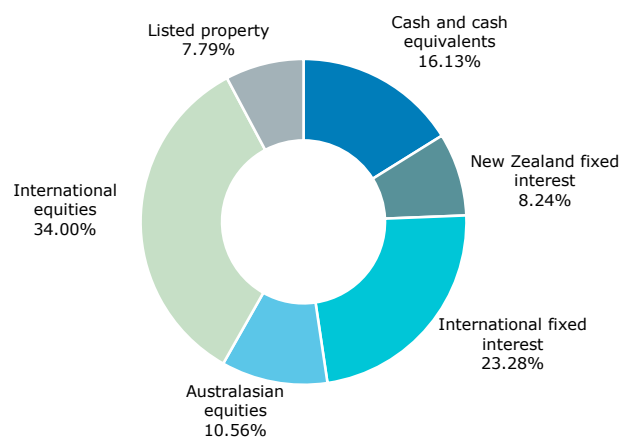
Example of how this applies to a member

Sarah had \$10,000 in the fund at the start of the year and didn't make any further contributions. At the end of the year, Sarah received a return after fund fees and tax were deducted of \$1,285 (that's 12.85% of her initial \$10,000). Sarah also paid \$24 in membership fees³. This gives Sarah a total return of \$1,261 for the year.

What does the fund invest in?

Actual investment mix

This shows the types of assets that the fund invests in.



Target investment mix

This shows the mix of assets that the fund generally intends to invest in.

Cash and cash equivalents	10.00%
New Zealand fixed interest	12.00%
International fixed interest	28.00%
Australasian equities	13.00%
International equities	29.00%
Listed property	8.00%
Unlisted property	0.00%
Other	0.00%

Top 10 investments

Name	Percentage of fund net assets	Type	Country	Credit rating (if applicable)
1 Cash Deposit (UBS USD)	1.70%	Cash and cash equivalents	United States	
2 BNZ Registered Certificate of Deposit 7/4/15	0.97%	Cash and cash equivalents	New Zealand	A1+
3 ASB Registered Certificate of Deposit 23/6/15	0.81%	Cash and cash equivalents	New Zealand	A1+
4 NZ Govt Stock 6.0% 2021	0.79%	New Zealand fixed interest	New Zealand	AA+
5 Rabobank Floating Rate Note 24/8/15	0.75%	Cash and cash equivalents	New Zealand	A+
6 BNZ Registered Certificate of Deposit 12/06/15	0.74%	Cash and cash equivalents	New Zealand	A1+
7 NZ Govt Stock 5.5% 2023	0.74%	New Zealand fixed interest	New Zealand	AA+
8 Fletcher Building Ltd	0.71%	Australasian equities	New Zealand	
9 Ryman Healthcare Ltd	0.70%	Australasian equities	New Zealand	
10 Rabobank Registered Certificate of Deposit 7/5/15	0.68%	Cash and cash equivalents	New Zealand	A1

The top 10 investments make up 8.59% of the fund. See the below link for a full list.

[Balanced Fund data file](#)

Key personnel

This shows the directors and employees who have the most influence on the investment decisions of the fund.

Name	Current position	Time in current position	Previous or other position	Time in previous or other position
Graham Ansell	General Manager Investment Management	2 years, 4 months	Head of Fixed Interest, ANZ Bank New Zealand Limited	16 years, 2 months
Stewart Brentnall	Chief Investment Officer	2 years, 8 months	Chief Investment Officer, OnePath Australia	3 years
Mark Rider	Head of Investment Strategy & Asset Allocation	1 year, 10 months	Head of Investment Strategy, Australia, UBS Global Asset Management	9 years, 6 months
Stuart Millar	Senior Capital Markets Manager	2 years, 10 months	Investment Manager Strategy, ANZ Bank New Zealand Limited	8 years
Alan Clarke	Investment Analyst	8 years, 2 months	Not relevant	Not relevant

Further information

Electronic disclosure of this information

Most of the information contained in this statement, including some additional information, is available in a spreadsheet at the below link.

[Balanced Fund data file](#)

Notes

¹ Returns in this statement are after tax at the highest prescribed investor rate (PIR) of tax for an individual New Zealand resident. Your tax rate may be lower.

² Fund fees are fees charged as a percentage of a member's interest in the fund (i.e. as a percentage of their KiwiSaver account balance).

³ Membership fees are the fixed dollar charges for membership in the KiwiSaver scheme. We may, generally or in respect of any particular member, waive part or all of any fee payable to us.

ANZ KiwiSaver Scheme: Balanced Fund

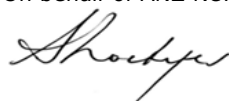
Manager's Certificate

for the twelve months ended 31 March 2015

ANZ New Zealand Investments Limited, the Manager of the ANZ KiwiSaver Scheme, has prepared this Disclosure Statement for the Balanced Fund for the purposes of the KiwiSaver (Periodic Disclosure) Regulations 2013. The Manager declares that to the best of its knowledge after making reasonable inquiry, all information required by the regulations has been disclosed in accordance with the Regulations and the information presented is accurate.

The disclosure statement does not contain any matter that is likely to deceive or mislead with regard to any particular that would be material to an offer of an interest in the ANZ KiwiSaver Scheme.

On behalf of ANZ New Zealand Investments Limited, the Manager:



Ana-Marie Lockyer
General Manager Wealth Products
24 June 2015