

ANZ KiwiSaver Scheme

■ Conservative Balanced Fund

What is the purpose of this statement?

This statement provides key information about the ANZ KiwiSaver Scheme Conservative Balanced Fund. It tells you how the fund has performed and what fees it charged, and will help you to compare it with other funds. We prepared this statement in accordance with the KiwiSaver (Periodic Disclosure) Regulations 2013. This information is not audited and may be updated.

Description of the fund

The Conservative Balanced Fund invests mainly in cash and fixed interest assets, with some exposure to share and listed property assets. The Fund may also invest in alternative assets. The objectives of the Conservative Balanced Fund are to:

- Consistently deliver positive real investment returns in the form of income and capital growth by investing in a range of asset classes.
- Achieve investment performance that reflects the level of risk applicable to the Conservative Balanced Fund's underlying asset classes.

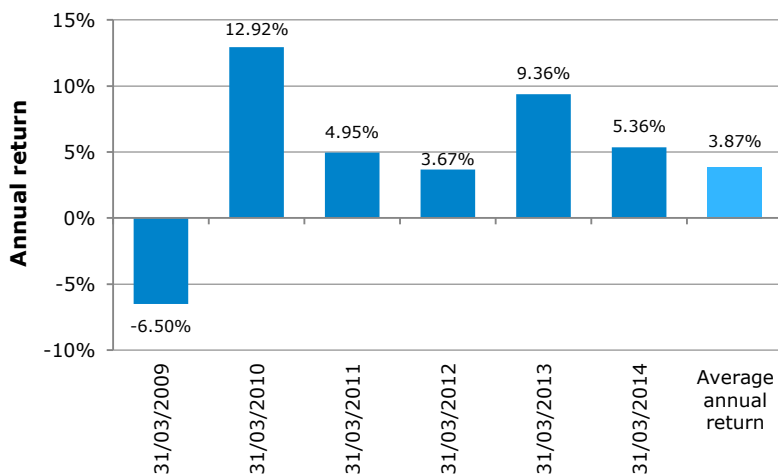
Total value of the fund (\$)	335,479,969
Number of members in the fund	37,074
Date the fund started	1 October 2007

How has the fund performed?

Annual return (after deductions for fees and taxes ¹)	Past year 5.36%
---	---------------------------

How has the fund performed in the past?

This shows the return after fund fees and tax for each tax year since the fund started and the average annual return since the fund started. It's important to note that this doesn't tell you how the fund will perform in the future.



What fees were members charged?

The returns above are after deductions for **fund fees**². These fees were last totalled up for the year end 31 March 2013 and were:

	% of members' investments
Total fund fees	1.04%
<i>Which are made up of:</i>	
Annual management fee	0.85%
Performance-based fees	0.00%
Other fees and costs ³	0.19%

Members were also charged **membership fees**⁴ of up to \$24 over the year to 31 March 2014.


Example of how this applies to a member

Sarah had \$10,000 in the fund at the start of the year and didn't make any further contributions. At the end of the year, Sarah received a return after fund fees and tax were deducted of \$536 (that's 5.36% of her initial \$10,000). Sarah also paid \$24 in membership fees. This gives Sarah a total return of \$512 for the year.

What does the fund invest in?

Actual investment mix

This shows the types of assets that the fund invests in.



Target investment mix

This shows the mix of assets that the fund generally intends to invest in.

Cash and cash equivalents	15.00%
New Zealand fixed interest	15.00%
International fixed interest	35.00%
Australasian equities	9.00%
International equities	20.00%
Listed property	6.00%
Unlisted property	0.00%
Unknown	0.00%
Other	0.00%

Top 10 investments

Name	Percentage of fund net assets	Type	Country	Credit rating (if applicable)
1 NZ Govt Stock 6.0% 2017	1.55%	New Zealand fixed interest	New Zealand	AA+
2 NZ Govt Stock 5.0% 2019	1.19%	New Zealand fixed interest	New Zealand	AA+
3 HSBC RCD 25/7/14	1.15%	Cash and cash equivalents	New Zealand	A1+
4 NZ Govt Stock 6.0% 2021	1.10%	New Zealand fixed interest	New Zealand	AA+
5 ASB RCD 9/5/14	1.03%	Cash and cash equivalents	New Zealand	A1+
6 US 10 Year Note Future 2014	0.91%	International fixed interest	United States	
7 S&P 500 Index Future 2014	0.88%	International equities	United States	
8 Euro-Bund Future 2014	0.84%	International fixed interest	Europe	
9 HSBC RCD 13/06/14	0.80%	Cash and cash equivalents	New Zealand	A1+
10 Westpac Term Deposit 3.44% 2014	0.76%	Cash and cash equivalents	New Zealand	A1+

The top 10 investments make up 10.21% of the fund.

Key personnel

This shows the directors and employees who have the most influence on the investment decisions of the fund.

Name	Current position	Time in current position	Previous or other position	Time in previous or other position
Stewart Brentnall	Chief Investment Officer, Global Wealth, ANZ Banking Group Limited	1 year, 8 months	Chief Investment Officer, OnePath Australia	2 years, 5 months
Graham Ansell	General Manager Investment Management, ANZ New Zealand Investments Limited	1 year, 4 months	Head of Fixed Interest, ANZ New Zealand Investments Limited	16 years, 10 months
Mark Rider	Head of Investment Strategy & Asset Allocation, OnePath Australia	10 months	Head of Investment Strategy, Australia, UBS Global Asset Management	9 years, 6 months
Stuart Millar	Senior Capital Markets Manager, ANZ New Zealand Investments Limited	10 months	Investment Manager Strategy, ANZ New Zealand Investments Limited	7 years, 0 months
Alan Clarke	Investment Analyst, ANZ New Zealand Investments Limited	7 years, 2 months	Not relevant	

Further information

Information about conflicts of interest

There have not been changes to the nature, or increases in the scale of the fund's related-party transactions compared with the last quarter. All related party transactions during the quarter were conducted at arms length. See the ANZ KiwiSaver Scheme annual financial statements for more information about the scheme's related-party transactions.

Changes to trade allocation, execution and proxy voting policies

There have not been changes to the fund's trade allocation, execution and proxy voting policies in the past three months. See the below link for more information about these policies.

[Trade allocation, execution and proxy voting](#)

Changes to valuation methods

There have not been changes to the fund's valuation methods in the past three months.

Electronic disclosure of this information

Most of the information contained in this Statement, including some additional information, is available in a spreadsheet at the below link.

[Conservative Balanced Fund data file](#)

Notes

¹ Returns in this statement are after tax at the highest prescribed investor rate (PIR) of tax for an individual New Zealand resident. Your tax rate may be lower.

² Fund fees are fees charged as a percentage of a member's interest in the fund (i.e. as a percentage of their KiwiSaver account balance).

³ The Manager anticipates that the fund fees incurred for the twelve months ended 31 March 2014 (as a percentage of the net asset value of the fund) will be lower than the fund fees for the period to 31 March 2013. It is anticipated that the other fees and costs will be lower because fund expenses have fallen as a percentage of the fund's value in the twelve months ended 31 March 2014.

⁴ Membership fees are the fixed dollar charges for membership in the KiwiSaver scheme.

ANZ KiwiSaver Scheme: Conservative Balanced Fund

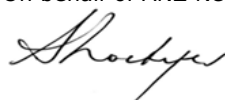
Manager's Certificate

for the twelve months ended 31 March 2014

ANZ New Zealand Investments Limited, the Manager of the ANZ KiwiSaver Scheme, has prepared the Disclosure Statement for the Conservative Balanced Fund for the purposes of the KiwiSaver (Periodic Disclosure) Regulations 2013. The Manager declares that to the best of its knowledge after making reasonable inquiry all information required by the regulations has been disclosed in accordance with the Regulations and the information presented is accurate.

The disclosure statement does not contain any matter that is likely to deceive or mislead with regard to any particular that would be material to an offer of an interest in the ANZ KiwiSaver Scheme.

On behalf of ANZ New Zealand Investments Limited, the Manager:



Ana-Marie Lockyer
 General Manager Wealth Products and Marketing
 16 April 2014