

NEW ZEALAND ECONOMICS MARKET FOCUS

25 July 2016

INSIDE

Economic Overview	2
Interest Rate Strategy	5
Currency Strategy	6
Data Event Calendar	7
Local Data Watch	9
Key Forecasts	10

NZ ECONOMICS TEAM

Cameron Bagrie Chief Economist

Telephone: +64 4 802 2212
E-mail: Cameron.Bagrie@anz.com
Twitter @ANZ_cambagrie

Philip Borkin Senior Economist

Telephone: +64 9 357 4065
Email: Philip.Borkin@anz.com

David Croy Senior Rates Strategist

Telephone: +64 4 576 1022
E-mail: David.Croy@anz.com

Kyle Uerata Economist

Telephone: +64 4 802 2357
E-mail: Kyle.Uerata@anz.com

Con Williams Rural Economist

Telephone: +64 4 802 2361
E-mail: Con.Williams@anz.com

Sharon Zöllner Senior Economist

Telephone: +64 9 357 4094
E-mail: Sharon.Zollner@anz.com

ON THE OFFENSIVE

ECONOMIC OVERVIEW

By tightening LVR limits and signalling a lower OCR, the RBNZ has knocked the NZD down a tad as it deals with housing, currency and inflation tensions. We can't argue with the spirit of what is being attempted, though we continue to ponder the endgame. We don't believe it meaningfully alters the outlook for the NZD (reasons for strength remain), and likewise for housing, where a host of problems exist (demand/supply imbalance, capacity etc). Furthermore, low inflation is a global rather than local phenomenon. These announcements go some way towards responding to tensions, but they are tweaks and not much more. A challenging operating environment remains where policy trade-offs are required. This week we expect credit and lending growth figures to be strong, while our *Business Outlook* survey is the first one to capture the impact, or not, of recent global ructions.


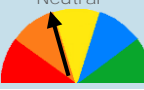


INTEREST RATE STRATEGY

We now expect an OCR cut in August, with the RBNZ signalling that further monetary policy easing is in the offering to offset the deflationary impact of TWI strength, and that the housing boom will primarily be dealt with via macro-prudential policy. Short-end market pricing seems fair and is in line with our forecasts. At face value that leaves us neutral, but with the risk profile skewed downward and the onus on the RBNZ to front foot easing, we expect the short-end to continue grinding lower. Local interest rates remain high by global comparison, and we view yield convergence as a necessary condition to avert TWI strength. Ahead of at least two more OCR cuts, we expect to see more curve-flattening.

CURRENCY STRATEGY

The RBNZ has knocked the top off the NZD, with a clear inclination to push the OCR lower. We're not getting overly excited. The market is now fully priced for easings relative to our core view, which leaves us somewhat agnostic directionally following the pull-back. Ranges beckon. Our "bond ladder" thematic accentuates yield convergence, ultimately putting downward pressure on the NZD, but that's an 18 month view. In the meantime, the tenor of domestic data is not slowing, a 25bps is now priced for August and the Fed is on hold. So the bird looks somewhat directionless for now.

THE ANZ HEATMAP

Variable	View	Comment	Risk profile (change to view)
GDP	3.4% y/y for 2017 Q2	The economy is recording decent momentum, and we expect that to continue. Downside risk mainly stems from offshore.	
Unemployment rate	4.7% for 2017 Q2	The unemployment rate should continue to trend lower. Wage inflation is contained, but a turn looks to be in sight.	
OCR	1.75% by Jun 2017	A further 50bps of cuts out to early 2017, despite housing, with the global scene and NZD strength key drivers.	
CPI	1.2% y/y for 2017 Q2	Low petrol prices and further ACC levy cuts from July expected to keep headline inflation low this year. Core inflation measures to remain historically low.	

ECONOMIC OVERVIEW

SUMMARY

By tightening LVR limits and signalling a lower OCR (at this stage we see cuts in August and early 2017), the RBNZ has knocked the NZD down a tad as it deals with housing, currency and inflation tensions. We can't argue with the spirit of what is being attempted, though we continue to ponder the endgame. We don't believe it meaningfully alters the outlook for the NZD (reasons for strength remain), and likewise for housing, where a host of problems exist (demand/supply imbalance, capacity etc). Furthermore, low inflation is a global rather than local phenomenon. These announcements go some way towards responding to tensions, but they are tweaks and not much more. A challenging operating environment remains where policy trade-offs are required. This week we expect credit and lending growth figures to be strong, while our *Business Outlook* survey is the first one to capture the impact, or not, of recent global ructions.

FORTHCOMING EVENTS

Overseas Merchandise Trade – June (10:45am, Tuesday, 26 July). We expect a circa \$100m surplus, which is slightly less than the average June surplus recorded over the past five years. The impact of higher oil prices should start to see a mild deterioration in the underlying trade balance over the months ahead.

New Mortgage Lending – June (3:00pm, Tuesday, 26 July). New lending growth is running at a strong pace. This is likely to slow over the course of the year, but not yet.

Building Consent Issuance – June (10:45am, Friday, 29 July). We expect a positive upward trend to emerge again. However, capacity constraints appear to be capping the upside right now.

ANZ Business Outlook – July (1:00pm, Friday, 29 July).

RBNZ Credit Aggregates – June (3:00pm, Friday, 29 July). Household lending growth is running at an 8-year high. The household-debt-to-income ratio is still rising from record levels.

WHAT'S THE VIEW?

The RBNZ came out all guns blazing last week in an attempt to tackle low inflation, an elevated NZD and housing strength. Our observations include:

- **An August OCR cut now looks assured.** The RBNZ's economic update noted it likely that further easing "will be" required rather than "may be", leaving little doubt. We don't believe the economy is in need of additional easing right now

given accelerating growth, an improving labour market (we're picking strength in the HLFS data next week, which will serve as a reminder of how strong the economy is) and evidence of growing capacity strains. Nevertheless, we're here to pick what the RBNZ will do as oppose to what we think it should do, so there is an element of *mea culpa* from us after we changed our call a few weeks ago to the RBNZ standing pat in August.

- **Beyond August, at least one further OCR cut is likely.** We expect the RBNZ to signal this very fact within the bank bill projects at its August *MPS*, and perhaps in some additional scenarios too. Our forecast remains that the RBNZ will take the OCR to 1.75% by early 2017.
- **We can't argue with the spirit of further rate cuts. While we were calling no move in August, we were still calling cuts.** We have had two additional OCR cuts within our baseline forecasts for some time, with the overarching theme being that in a world of currency divergence (from fundamentals), the pressure is for domestic interest rates to ultimately converge over time. That divergence/convergence theme remains dominant within our thinking.
- **The RBNZ obviously view the NZD as a real problem.** We can't argue with that. Tradable sector performance hasn't been great and annual tradable inflation has effectively been negative since 2012. The RBNZ obviously feels it needs more 'help' from a lower NZD to get within cooee of its inflation objective. That's true too, but it is a dangerous game to play. Monetary policy is working precisely as it should be in the interest rate sensitive sectors (actually too well, such that the RBNZ wants to slow that bit). However, it is being dragged back to the easing table courtesy of other central banks.
- **We doubt the NZD will move aggressively lower in the absence of a global meltdown (a non-trivial risk to be fair).** Relative economic success has its drawbacks. There may be a few more cents left in the current NZD move lower, but the brutal reality is that:
 - New Zealand's growth story remains intact.
 - We have far more political stability than others.
 - Interest rates – while low and set to be lower – are still well above international peers (refer our bond ladder below).

ECONOMIC OVERVIEW

FIGURE 1: G10 SOVEREIGN BOND YIELD MATRIX

Country	2-3 Year	5 Year	10 Year	Average
Switzerland	-0.98	-0.92	-0.54	-0.81
Germany	-0.62	-0.49	-0.03	-0.38
Japan	-0.33	-0.33	-0.23	-0.30
Denmark	-0.55	-0.32	0.11	-0.25
Sweden	-0.65	-0.30	0.17	-0.26
Norway	0.48	0.57	0.98	0.68
UK	0.13	0.35	0.80	0.42
Canada	0.56	0.64	1.10	0.77
USA	0.70	1.12	1.57	1.13
Australia	1.52	1.56	1.91	1.66
New Zealand	1.84	1.90	2.21	1.98

Source: ANZ, Bloomberg

- So we see the latest RBNZ moves as knocking the extremes off recent currency action as opposed to changing the trend.**
 - A move to impose tighter LVR restrictions is a quantity restriction slowing the pace of credit.** The combination of housing valuation excess and deteriorating structural metrics (weaker household saving, rapid credit growth, re-leveraging behaviour) meant the warning lights were flashing and that's a situation where policymakers can hardly stand idly by after the experience of the GFC, irrespective of what bank stress tests tell them. But there will be trade-offs:

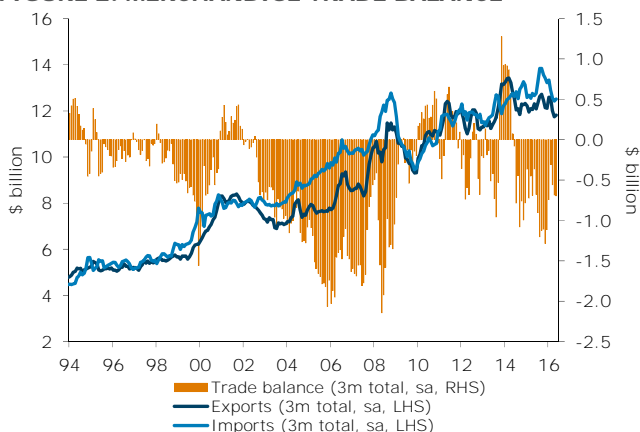
 - Credit is the life-blood of a modern economy; it needs to keep pumping and it will. But it's a fine balancing act. Traditionally, the higher risk areas of the market (section and apartment development) are precisely where the supply-side response is needed. The LVR restrictions have exemptions aimed at keeping the blood pumping into the "new build" and supply-side elements, but the metrics still need to add up for operators in that space. We'll be watching building consent figures closely over the coming months to see if some tailing off occurs.
 - The longer such restrictions are in place the greater the potential for forcing lending beyond the banking system itself and into the unregulated zone. The RBNZ will need to be alert to this. The first bout of restrictions appeared three years ago and we're now into round three of changes. The longer they stay the greater the potential for leakage.
 - You have to feel sorry for some regions that only joined the housing party late and have had the punchbowl removed after a quick sample. That will dampen regional growth at a time headwinds from a low dairy payout are coming to a head.
 - If the household sector is binging on debt and is being sent to rehab, the allure of an OCR cut represents a shot of vodka on entry.** That's somewhat ironic. The fact banks' cost of funds are higher than what they were in 2015 means OCR cuts are unlikely to be fully passed on, but there is still some irony here. The housing market needs higher interest rates not lower ones, yet the NZD needs a much lower OCR. A wider wedge between retail rates (not lower) and wholesale rates (lower) needs to manifest. Individual's desire to borrow more and save less is directly related to the relative price of the two. That price is continuing to tilt towards the former at the expense of the latter.
 - Banks are imposing the tighter LVR regime immediately so forget about a rush to beat the 1 September official D-day.** We have already heard anecdotes of quieter open home day attendance from the weekend. You can see other forms of self-regulation appearing too. Lending to foreign investors had been curtailed and criteria tightened for other segments too. That's a healthy response to (heated) market conditions.
 - More prudential tightening looks inevitable.** Debt-to-income style caps of some sort look around the corner. Central banking moves through swings over time. We've seen the gold standard, nominal income targeting and then inflation targeting. Macro-prudential policy is simply the next wave as attention turns more to financial stability (which is ironically being undermined by incredibly low rates around the globe!).
 - There are still a whole host of problems across the housing market.** Excess demand, insufficient supply and capacity issues (manpower to build the houses) are just a few. Construction costs are up 5.6% across the country, but are up 7.6% in Auckland. We suspect the migration debate will intensify, particularly what is controllable and what is not, and we hopefully will get some clarity on the Auckland Unitary Plan soon, which is clearly relevant to the whole intensification debate.
- So while the latest announcements go some way towards responding to the tensions the RBNZ faces, they are tweaks and not much more.** It is going to remain an extremely challenging operating environment for the RBNZ for some time yet. In a coupled world, global forces such as low interest rates via the action of other central banks and currency shenanigans become overriding.
- Turning to the week ahead, overseas trade figures are expected to show a small monthly**

ECONOMIC OVERVIEW

surplus. We have pencilled in an unadjusted surplus of \$100m, which is slightly smaller than the average June surplus (excluding large import items) recorded over the past five years.

To be fair, the underlying performance of New Zealand's trade accounts has not been that bad recently, even with earlier weakness in export commodity prices. In seasonally adjusted terms, a deficit of \$93m was seen in May, which is smaller than the average deficit of close to \$300m over 2015. In trend terms, the \$173m deficit is close to half as small as what it was around the middle of last year. We have seen export commodity prices show some evidence of stabilisation, and that will eventually flow through and support export earnings, but a key factor that is expected to drive a modest deterioration in the trade figures over the next quarter or so is the close to 60% bounce in oil prices since the start of the year.

FIGURE 2: MERCHANDISE TRADE BALANCE



Source: ANZ, Statistics NZ

New mortgage lending figures for June will no doubt be strong. In May, the figures showed new lending was close to \$7.3bn in the month, which is up 18% compared with May 2015. Lending to investors rose 36% y/y, to be 37% of total new lending in the month. Now we are expecting new lending growth to soften over the months ahead, particularly with the RBNZ now restricting credit availability to investors further. But in the meantime, it should remain strong, with the composition still skewed heavily to investors.

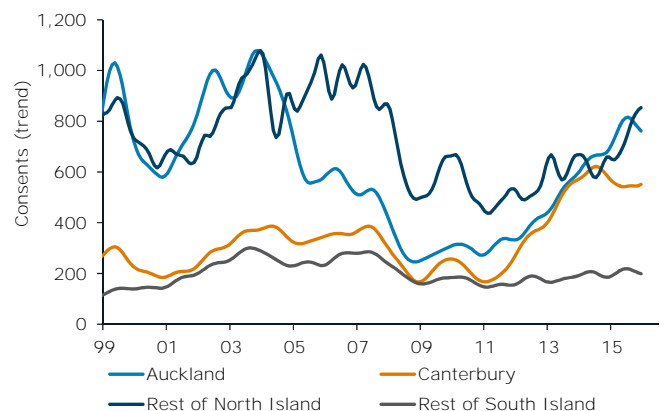
This data will then set the scene for broader credit growth figures released at the end of the week, which are also set to record strong growth. While there is also a decent amount of repayments occurring as households use low mortgage rates to repay loans faster, we are still expecting to see similar monthly growth (0.8% m/m) to that experienced in April and May.

Our Business Outlook for July is the first one surveyed since the latest ructions offshore. A fortnight ago, our consumer sentiment measure

managed to hold up well despite these offshore wobbles, so the focus will be on whether businesses are feeling the same. Recall that "confidence" is one of our 6 Cs we use to gauge the possible impact of global fragilities and uncertainty on the economy. In June, headline confidence lifted 9 points to a net 20%, a six month high. Most importantly, firms' own activity, investment, employment and profit expectations all remain consistent with a decent pace of activity growth across the economy.

Building consent issuance for June is expected to hold around current levels. In May, total dwelling consent issuance dipped 0.9% m/m, but has effectively held at a similar level for the past year. In fact, Statistics NZ estimates that the underlying trend in issuance has now started to dip slightly. There is certainly considerable tension between demand and supply pressures in the construction sector at present, with low interest rates, net migration gains, policymaker desire and strong existing house price gains going head-to-head with capacity constraints and some signs that credit is being constrained to the likes of developers. We do expect demand-side pressures to eventually win-out, and for consent issuance to continue trending higher, but that might not occur in a smooth fashion and issuance could be capped around current levels for a time yet.

FIGURE 3: DWELLING CONSENT TREND



Source: ANZ, Statistics NZ

LOCAL DATA

BNZ-Business NZ PSI – June. The headline index dipped 0.2 points to 56.7.

CPI – Q2. Headline inflation rose 0.4% q/q (0.4% y/y), with non-tradable prices up 0.3% (1.8% y/y) and tradable prices up 0.6% q/q (-1.5% y/y).

GlobalDairyTrade auction. The GDT-TWI was unchanged, with wholemilk powder prices rising 1.9%.

International Travel & Migration – June. A net inflow of 5,670 (sa) permanent migrants was seen, while visitor arrivals dipped 1.0% m/m (10.9% y/y).

INTEREST RATE STRATEGY

SUMMARY

We now expect an OCR cut in August, with the RBNZ signalling that further monetary policy easing is in the offering to offset the deflationary impact of TWI strength, and that the housing boom will primarily be dealt with via macro-prudential policy. Short-end market pricing seems fair and is in line with our forecasts. At face value that leaves us neutral, but with the risk profile skewed downward (courtesy of weaker global growth and political uncertainty) and the onus on the RBNZ to front foot easing, we expect the short-end to continue grinding lower. Local interest rates remain high by global comparison, and we view yield convergence as a necessary condition to avert TWI strength. Ahead of at least two more OCR cuts, we expect to see more curve-flattening.

THEMES

- Monetary and macro-prudential policies are not perfect substitutes, but their Venn diagrams do intersect. With housing in the sights of tougher LVR restrictions, the Bank is set to ease again next month, and flag more easing after that.
- The IMF's downgraded global growth forecasts cite Brexit and political uncertainty. The RBNZ takes these developments seriously.
- Yield convergence remains the key over-arching theme in bond markets. Ahead of at least two more OCR cuts, the curve should be flatter.

MONETARY POLICY AND SHORT-END

Market pricing seems reasonably fair, with August 95% priced in and a follow up cut priced in by February, in line with our forecasts. That leaves us fairly neutral, save our view of **the risk profile, which suggests yields will continue grinding lower**.

GLOBAL MARKETS AND LONG-END

Last week the IMF cut its 2017 growth forecasts from 3.5% to 3.4%, citing Brexit and political uncertainty. While just a minor tweak, it's actually more significant when you consider that the IMF said that pre-Brexit, it was looking to *upgrade* its global growth forecasts. All else equal, this portends of **global monetary policy remaining easier for longer**.

However, the US bond market remains somewhat on edge ahead of this week's FOMC meeting, with yields at the upper end of trading ranges. **Ordinarily, we'd be nervous given the robust pulse of US data**, together with so little tightening priced (the market is pricing in just 45% odds of a Fed hike by December). **However, Fed governors have been notable by their absence** over the past fortnight, suggesting that this week's FOMC is unlikely to cause a stir.

NZ long-end yields remain high in relation to G10 peers

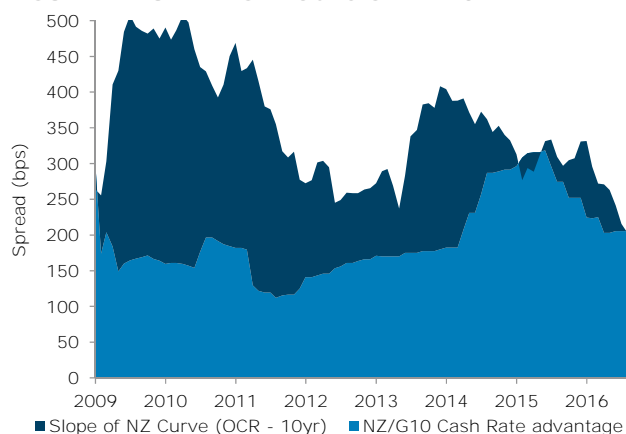
, courtesy mainly of the high OCR (Figure 1). However, yields have moved to record lows since last week's RBNZ *Update*. All else equal, more easing should and will drive further spread compression vs the US. It should also drive further curve flattening. Curves typically flatten ahead of easing, and while the NZ curve is historically flat, given the potential easing that could be brought to bear if the TWI holds up, we would expect the curve to flatten further, and possibly to invert. At a minimum, **we would expect rate hikes priced in from mid-2017 to be priced out**, driving the belly of the curve and the long-end lower.

STRATEGY

Investors: We prefer to be **long duration**, adding on dips, and positioned for further curve flattening. Mid-curve forward starting swaps look cheap.

Borrowers: We are not confident that the lows are yet in for term yields, despite dramatic falls. With BKBM also biased lower, **we prefer options**.

FIGURE 1: BUILDING BLOCKS OF NZ 10 YEAR YIELDS



Source: ANZ, Bloomberg

KEY VIEWS

SECTOR	DIRECTION	COMMENT
Short-end	Neutral/bullish	Fairly priced for upcoming OCR changes, but risk profile still lower. Forward curve >1yr needs to flatten.
Long-end	Bullish	Compared to a week ago, the risk is that we see more, not less RBNZ easing. This will help drive further yield convergence as the "flight from negativity" continues. Weaker world growth will also help.
Yield Curve	Flatter	RBNZ has more scope to ease than any other G10, and is about to act. Curve should flatten in advance.
Geographic spreads	Narrower	Have performed well of late, helped by UST sell-off. NZ looking more like a safe-haven than a peripheral, with political stability, sensible government, and plenty of scope to ease monetary (and fiscal) policy.
Swap spreads	Neutral	NZGS demand rock solid. Still difficult to see any corporate swap paying near term. Range-bound.
NZD/TWI	Elevated	Shifting RBNZ message has capped NZD, but bid unlikely to disappear unless/until OCR goes much lower.

CURRENCY STRATEGY

SUMMARY

The RBNZ has knocked the top off the NZD, with a clear inclination to push the OCR lower. We're not getting overly excited. The market is now fully priced for easings relative to our core view, which leaves us somewhat agnostic directionally following the pull-back. Ranges beckon. Our "bond ladder" thematic accentuates yield convergence, ultimately putting downward pressure on the NZD, but that's an 18 month view. In the meantime, the tenor of domestic data is not slowing, a 25bp cut is now priced for August and the Fed is on hold. So the bird looks somewhat directionless for now.

TABLE 1: KEY VIEWS

CROSS	WEEK	MONTH	YEAR
NZD/USD	↔	Not just the OCR	Needs to fall and will
NZD/AUD	↔	RBNZ on track to ease first but AU CPI due this week	Remain above long-run averages
NZD/EUR	↔	Consolidating	Self-limiting
NZD/GBP	↔	Stretched	Less easy to envisage GBP resurgence
NZD/JPY	↔/↓	Top of range	USD/JPY < 100 untenable for BoJ

THEMES AND RISKS

- RBNZ gives a clear signal; rates are moving lower. We don't think the economy needs it but the RBNZ clearly wants the top knocked off the NZD with recent strength hard to ignore, and a lower OCR is the only way to do it.
- It is not just interest rate differentials that are keeping the TWI elevated, it is also supported by above trend growth, a sound fiscal profile and stable political backdrop.
- Continued softness in dairy prices puts pressure on dairy sector incomes this season. We're watchful.
- Our "bond ladder" thematic remains critical to our NZD view. As long as a yield premium is on offer and others are taking yields deeper into negative territory, the NZD will be supported.

ASSESSMENT

Here we go again. The RBNZ is set to cut. Inflation is low and the high NZD means it will remain so, despite signs domestic inflation is accelerating.

Two key issues loom large: First, how low can the RBNZ go; and second, will the NZD, after receding, continue to play ball with the RBNZ's wishes, or find a floor and continue to push against the RBNZ's desired mix to monetary conditions? The implementation of tighter LVR restrictions (and the potential of more to come) provides more scope to cut the OCR.

With regard to the former, **we're cautious about extrapolating OCR cuts too far beyond the 50bps**

we already have pencilled in. This is because we are seeing no sign of ease up in our lead indicators.

Market expectations are now effectively the same (with the terminal OCR at 1.68%, vs 1.83% a week ago).

We are in no doubt the NZD will not play ball.

There remains daylight between NZ yields and other developed markets (refer page 3). Such divergence will continue to pressure for interest rate convergence.

So we are back running in circles, with the NZD set to frustrate the RBNZ's desires. The valuation gap for the NZD is less extreme than it was a week ago; the RBNZ got some follow through. However, until we see other central banks ease up the allure of cheap money, or the most important fundamental rolls over (growth), the NZD looks set to range trade as opposed to remain in a downward trend.

TABLE 2: NZD VS AUD: MONTHLY GAUGES

GAUGE	GUIDE	COMMENT
Fair value	↔	FV is above long-run averages
Yield	↔/↑	Still favours NZ
Commodities	↔	A risk factor for both
Data	↑	NZ growth solid, AU downgrade?
Techs	↔	Has broken lower
Sentiment	↔/↓	RBNZ easing more immediate
Other	↔/↓	AUD offers better liquidity
On balance	↔	New, lower range trade <0.95

TABLE 3: NZD VS USD: MONTHLY GAUGES

GAUGE	GUIDE	COMMENT
Fair value	↔/↓	Above fair value
Yield	↔/↑	Growth adding to yield support
Commodities	↔/↓	OK ex dairy. Up 3.7% in June
Risk aversion	↔/↑	Resilience to "risk-off" notable
Data	↔/↑	Expect upcoming data to be solid
Techs	↔	Still seems well bid <0.70
Other	↔/↓	RBNZ dissatisfied with strength, but growth, politics, fiscal support
On balance	↔	More balanced outlook now

POSITIONING

NZD positioning has flipped from short to long, but is fairly neutral by historic comparison. AUD positioning has also increased, but GBP and EUR shorts are the most notable, suggesting the potential for squeezes lower on NZD/GBP and NZD/EUR crosses.

GLOBAL VIEWS

The **IMF's downgraded global growth forecasts** place NZ in an even better light, and highlight the challenges the RBNZ faces if it wishes to rebalance the mix of monetary conditions. Last week, the attitude to Brexit was "keep calm and carry on"; but the impact is now being felt in PMI surveys, which is a concern. US data has been decent, **but a distinct lack of Fed speak has us worried about counting on USD strength**, with markets pricing in just 45% odds of a Fed hike by December.

DATA EVENT CALENDAR

DATE	COUNTRY	DATA/EVENT	MKT.	LAST	NZ TIME
25-Jul	GE	IFO Business Climate - Jul	107.5	108.7	20:00
	GE	IFO Current Assessment - Jul	114.0	114.5	20:00
	GE	IFO Expectations - Jul	101.6	103.1	20:00
	UK	CBI Trends Total Orders - Jul	-6	-2	22:00
	UK	CBI Trends Selling Prices - Jul	--	1	22:00
	UK	CBI Business Optimism - Jul	-15	-5	22:00
26-Jul	US	Dallas Fed Manf. Activity - Jul	-10.0	-18.3	02:30
	NZ	Trade Balance - Jun	127M	358M	10:45
	NZ	Exports - Jun	4.20B	4.57B	10:45
	NZ	Imports - Jun	4.11B	4.22B	10:45
	NZ	Trade Balance 12 Mth YTD - Jun	-3297M	-3633M	10:45
	AU	ANZ-RM Consumer Confidence Index - 24-Jul	--	114.9	11:30
	UK	BBA Loans for House Purchase - Jun	39650	42187	20:30
27-Jul	US	S&P/CS 20 City MoM SA - May	0.20%	0.45%	01:00
	US	S&P/CS Composite-20 YOY NSA - May	5.60%	5.44%	01:00
	US	Markit US Services PMI - Jul P	52.0	51.4	01:45
	US	Markit US Composite PMI - Jul P	--	51.2	01:45
	US	Consumer Confidence Index - Jul	95.5	98.0	02:00
	US	Richmond Fed Manufact. Index - Jul	-5	-7	02:00
	US	New Home Sales - Jun	560k	551k	02:00
	US	New Home Sales MoM - Jun	1.6%	-6.0%	02:00
	CH	Industrial Profits YoY - Jun	--	3.7%	13:30
	AU	CPI QoQ - Q2	0.4%	-0.2%	13:30
	AU	CPI YoY - Q2	1.1%	1.3%	13:30
	AU	CPI Trimmed Mean QoQ - Q2	0.4%	0.2%	13:30
	AU	CPI Trimmed Mean YoY - Q2	1.5%	1.7%	13:30
	AU	CPI Weighted Median QoQ - Q2	0.4%	0.1%	13:30
	AU	CPI Weighted Median YoY - Q2	1.3%	1.4%	13:30
	GE	Import Price Index MoM - Jun	0.6%	0.9%	18:00
	GE	Import Price Index YoY - Jun	-4.6%	-5.5%	18:00
	GE	GfK Consumer Confidence - Aug	9.9	10.1	18:00
	EC	M3 Money Supply YoY - Jun	5.0%	4.9%	20:00
	UK	GDP QoQ - Q2 A	0.5%	0.4%	20:30
	UK	GDP YoY - Q2 A	2.1%	2.0%	20:30
	UK	Index of Services MoM - May	0.1%	0.6%	20:30
	UK	Index of Services 3M/3M - May	0.3%	0.5%	20:30
	UK	CBI Retailing Reported Sales - Jul	1	4	22:00
	UK	CBI Total Dist. Reported Sales - Jul	--	14	22:00
	US	MBA Mortgage Applications - 22-Jul	--	-1.3%	23:00
28-Jul	US	Durable Goods Orders - Jun P	-1.1%	-2.3%	00:30
	US	Durables Ex Transportation - Jun P	0.3%	-0.3%	00:30
	US	Cap Goods Orders Nondef Ex Air - Jun P	0.2%	-0.4%	00:30
	US	Cap Goods Ship Nondef Ex Air - Jun P	0.5%	-0.5%	00:30
	US	Pending Home Sales MoM - Jun	1.2%	-3.7%	02:00
	US	Pending Home Sales NSA YoY - Jun	3.0%	2.4%	02:00
	US	FOMC Rate Decision - Jul	0.5%	0.5%	06:00
	AU	Export Price Index QoQ - Q2	3.0%	-4.7%	13:30
	AU	Import Price Index QoQ - Q2	1.5%	-3.0%	13:30

Continued on following page

DATA EVENT CALENDAR

DATE	COUNTRY	DATA/EVENT	MKT.	LAST	NZ TIME
28-Jul	UK	Nationwide House PX MoM - Jul	0.0%	0.2%	18:00
	UK	Nationwide House Px NSA YoY - Jul	4.5%	5.1%	18:00
	GE	Unemployment Change (000's) - Jul	-4k	-6k	19:55
	GE	Unemployment Claims Rate SA - Jul	6.1%	6.1%	19:55
	EC	Economic Confidence - Jul	103.6	104.4	21:00
	EC	Business Climate Indicator - Jul	0.17	0.22	21:00
	EC	Industrial Confidence - Jul	-3.4	-2.8	21:00
	EC	Services Confidence - Jul	10.3	10.8	21:00
	EC	Consumer Confidence - Jul F	-7.9	-7.9	21:00
29-Jul	GE	CPI MoM - Jul P	0.2%	0.1%	00:00
	GE	CPI YoY - Jul P	0.3%	0.3%	00:00
	GE	CPI EU Harmonized MoM - Jul P	0.3%	0.1%	00:00
	GE	CPI EU Harmonized YoY - Jul P	0.3%	0.2%	00:00
	US	Advance Goods Trade Balance - Jun	-\$61.0B	-\$60.6B	00:30
	US	Initial Jobless Claims - 23-Jul	263k	253k	00:30
	US	Continuing Claims - 16-Jul	2136k	2128k	00:30
	US	Kansas City Fed Manf. Activity - Jul	4	2	03:00
	NZ	Building Permits MoM - Jun	--	-0.9%	10:45
	UK	GfK Consumer Confidence - Jul	-8	-1	11:05
	NZ	ANZ Activity Outlook - Jul	--	35.1	13:00
	NZ	ANZ Business Confidence - Jul	--	20.2	13:00
	AU	PPI QoQ - Q2	--	-0.2%	13:30
	AU	PPI YoY - Q2	--	1.2%	13:30
	AU	Private Sector Credit MoM - Jun	0.5%	0.4%	13:30
	AU	Private Sector Credit YoY - Jun	6.5%	6.5%	13:30
	NZ	Money Supply M3 YoY - Jun	--	7.3%	15:00
	GE	Retail Sales MoM - Jun	0.1%	0.7%	18:00
	GE	Retail Sales YoY - Jun	1.6%	2.6%	18:00
	UK	Net Consumer Credit - Jun	£1.4B	£1.5B	20:30
	UK	Net Lending Sec. on Dwellings - Jun	£2.7B	£2.8B	20:30
	UK	Mortgage Approvals - Jun	65.8k	67.0k	20:30
	UK	Money Supply M4 MoM - Jun	--	1.2%	20:30
	UK	M4 Money Supply YoY - Jun	--	1.8%	20:30
	UK	M4 Ex IOFCs 3M Annualised - Jun	4.0%	5.2%	20:30
	EC	Unemployment Rate - Jun	10.1%	10.1%	21:00
	EC	CPI Estimate YoY - Jul	0.1%	--	21:00
	EC	CPI Core YoY - Jul A	0.8%	0.9%	21:00
	EC	GDP SA QoQ - Q2 A	0.3%	0.6%	21:00
	EC	GDP SA YoY - Q2 A	1.5%	1.7%	21:00
	JN	BoJ Policy Rate	--	-0.10%	UNSPECIFIED
30-Jul	US	Employment Cost Index - Q2	0.6%	0.6%	00:30
	US	GDP Annualized QoQ - Q2 A	2.6%	1.1%	00:30
	US	Personal Consumption - Q2 A	4.3%	1.5%	00:30
	US	GDP Price Index - Q2 A	1.9%	0.4%	00:30
	US	Core PCE QoQ - Q2 A	1.7%	2.0%	00:30
	US	Chicago Purchasing Manager - Jul	54.0	56.8	01:45
	US	U. of Mich. Sentiment - Jul F	90.0	89.5	02:00

Key: AU: Australia, EC: Eurozone, GE: Germany, JN: Japan, NZ: New Zealand, UK: United Kingdom, US: United States, CH: China.

Source: Dow Jones, Reuters, Bloomberg, ANZ Bank New Zealand Limited. All \$ values in local currency

Note: All surveys are preliminary and subject to change



LOCAL DATA WATCH

Domestic economic momentum is lifting. However, downside risks exist (mainly from offshore). On balance we see it as likely that the RBNZ will cut the OCR twice more (August and early 2017), although we're still of the view that the economy doesn't need additional stimulus right now.

DATE	DATA/EVENT	ECONOMIC SIGNAL	COMMENT
Tue 26 Jul (10:45am)	Overseas Merchandise Trade – Jun	Holding up for now	The seasonally adjusted deficit has been narrowing. But higher oil prices are a headwind that should see a widening again.
Tue 26 Jul (3:00pm)	RBNZ New Mortgage Lending – Jun	Becoming a little problematic	New lending growth is running at a strong pace. This may slow over the course of the year, but not yet.
Fri 29 Jul (10:45am)	Building Consents Issued – Jun	Hovering	We expect a positive upward trend to emerge again. However, capacity constraints appear to be capping the upside.
Fri 29 Jul (1:00pm)	ANZ Business Outlook – Jul	--	--
Fri 29 Jul (3:00pm)	RBNZ Credit Aggregates – Jun	Strong	Household lending growth is running at an 8-year high. The household-debt-to-income ratio is still rising from record levels.
Tue 2 Aug (12:00pm)	QV House Prices – Jul	The party continues	National house price growth should continue to accelerate, led largely by non-Auckland regions.
Tue 2 Aug (3:00pm)	RBNZ Survey of Expectations – 3Q	NZD impact	Inflation expectations remain low. The strength of the NZD may see the 2-year ahead measure fall a tad.
Wed 3 Aug (early am)	GlobalDairyTrade Auction	Near-term challenge	The global supply situation is changing, which should eventually support prices. But the near term still looks challenging.
Wed 3 Aug (10:45am)	Labour Markets Statistics – Q2	Solid	The unemployment rate should continue to fall, with signs of rising wage pressures.
Wed 3 Aug (1:00pm)	ANZ Commodity Price Index – Jul	--	--
Tue 9 Aug (10:00am)	ANZ Truckometer – Jul	--	--
Tue 9 Aug (10:45am)	Electronic Card Transactions – Jul	Decent trend	After the strong June increase, a more modest lift is likely. Nevertheless, a decent underlying trend will remain.
Tue 9 Aug (1:00pm)	ANZ Monthly Inflation Gauge – Jul	--	--
Thu 11 Aug (9:00am)	RBNZ Monetary Policy Statement	25bp cut	With the RBNZ signalling it likely that further easing "will be" required rather than "may be", it leaves little doubt over action. An easing bias will be retained, with the door well-and-truly left open to additional cuts.
Thu 11 Aug (10:45am)	Food Price Index – Jul	Modest	A seasonal lift in fruit & vegetable prices would typically lead overall prices higher, although low commodity prices and NZD may dampen that.
Fri 12 Aug (10:30am)	BNZ-Business NZ PMI – Jul	Outperforming	Despite currency strength and global wobbles, the sector is performing well on the back of booming construction.
Fri 12 Aug (10:45am)	Retail Trade Survey – Q2	Solid	Electronic Card Transactions data has pointed to a continuation of solid, without being stellar, retail sales growth.
Mon 15 Aug (10:30am)	BNZ-Business NZ PSI – Jul	Carry on	Like the majority of the rest of the economy, the services sector is recording decent activity growth at present.
Wed 17 Aug (10:45am)	PPI – Q2	Benign	Both input and output prices are expected to lift a touch, led largely by a bounce in imported oil prices
Thu 18 Aug (10:00am)	ANZ Job Ads – Jul	--	--
Thu 18 Aug (1:00pm)	ANZ-Roy Morgan Consumer Confidence – Aug	--	--
On balance		Data watch	Momentum is increasing at present, but with risks. Inflation remains low, but has probably troughed.

KEY FORECASTS AND RATES

	Mar-16	Jun-16	Sep-16	Dec-16	Mar-17	Jun-17	Sep-17	Dec-17	Mar-18	Jun-18
GDP (% qoq)	0.7	0.8	0.9	1.0	0.8	0.7	0.7	0.6	0.6	0.6
GDP (% yoy)	2.8	3.3	3.4	3.5	3.5	3.4	3.2	2.8	2.6	2.6
CPI (% qoq)	0.2	0.4	0.3	0.0	0.6	0.3	0.6	0.1	0.7	0.7
CPI (% yoy)	0.4	0.4	0.4	0.9	1.3	1.2	1.6	1.7	1.8	1.8
Employment (% qoq)	1.2	0.8	0.5	0.4	0.4	0.4	0.4	0.4	0.4	0.4
Employment (% yoy)	2.0	2.5	3.5	2.9	2.1	1.7	1.6	1.6	1.6	1.6
Unemployment Rate (% sa)	5.2	4.9	4.8	4.8	4.7	4.7	4.6	4.6	4.4	4.4
Current Account (% GDP)	-3.0	-3.1	-3.5	-3.7	-4.3	-4.4	-4.3	-4.1	-3.9	-3.9
Terms of Trade (% qoq)	4.4	-5.7	-2.8	-0.5	0.9	1.9	2.8	1.7	0.8	0.8
Terms of Trade (% yoy)	-0.1	-7.2	-6.2	-4.8	-8.0	-0.6	5.2	7.5	7.3	7.3

	Oct-15	Nov-15	Dec-15	Jan-16	Feb-16	Mar-16	Apr-16	May-16	Jun-16	Jul-16
Retail ECT (% mom)	0.1	0.8	0.1	0.4	0.7	0.1	0.9	-0.3	1.2	--
Retail ECT (% yoy)	5.8	4.6	6.6	5.2	9.2	6.2	7.8	3.3	6.8	--
Credit Card Billings (% mom)	1.7	0.7	-0.7	1.8	-0.3	-1.3	2.4	0.0	--	--
Credit Card Billings (% yoy)	7.8	8.5	7.5	8.1	7.3	4.9	9.1	5.9	--	--
Car Registrations (% mom)	-1.3	-2.0	3.1	-2.8	5.8	-3.8	6.1	-3.3	-0.9	--
Car Registrations (% yoy)	3.8	1.3	2.4	-1.1	7.4	-0.2	8.7	4.2	-1.2	--
Building Consents (% mom)	4.9	1.6	2.8	-8.3	10.5	-9.6	6.8	-0.9	--	--
Building Consents (% yoy)	14.6	7.1	17.7	4.9	26.8	0.7	12.8	9.8	--	--
REINZ House Price Index (% yoy)	14.1	12.5	12.6	10.7	11.9	13.3	14.5	14.7	14.2	--
Household Lending Growth (% mom)	0.7	0.6	0.6	0.6	0.6	0.6	0.8	0.8	--	--
Household Lending Growth (% yoy)	6.9	7.2	7.4	7.5	7.6	7.7	7.9	8.1	--	--
ANZ Roy Morgan Consumer Conf.	114.9	122.7	118.7	121.4	119.7	118.0	120.0	116.2	118.9	118.2
ANZ Business Confidence	10.5	14.6	23.0	..	7.1	3.2	6.2	11.3	20.2	--
ANZ Own Activity Outlook	23.7	32.0	34.4	..	25.5	29.4	32.1	30.4	35.1	--
Trade Balance (\$m)	-905	-795	-42	12	367	189	326	358	--	--
Trade Bal (\$m ann)	52101	52648	52510	52764	52831	52600	52629	52859	--	--
ANZ World Commodity Price Index (% mom)	7.1	-5.6	-1.8	-2.3	0.5	-1.3	-0.8	1.1	3.7	--
ANZ World Comm. Price Index (% yoy)	-11.6	-15.3	-12.9	-14.7	-17.8	-22.4	-16.8	-11.6	-5.4	--
Net Migration (sa)	6120	6210	5530	6100	6010	5340	5470	5560	5680	--
Net Migration (ann)	62477	63659	64930	65911	67391	67619	68110	68432	69090	--
ANZ Heavy Traffic Index (% mom)	1.0	0.2	2.9	-4.2	1.7	3.4	-2.4	-2.7	4.7	--
ANZ Light Traffic Index (% mom)	-0.4	0.3	0.9	-1.3	-1.7	0.7	0.4	-1.3	2.8	--

Figures in bold are forecasts. mom: Month-on-Month qoq: Quarter-on-Quarter yoy: Year-on-Year

KEY FORECASTS AND RATES

FX RATES	ACTUAL			FORECAST (END MONTH)						
	May-16	Jun-16	Today	Sep-16	Dec-16	Mar-17	Jun-17	Sep-17	Dec-17	Mar-18
NZD/USD	0.676	0.713	0.700	0.69	0.65	0.64	0.64	0.63	0.63	0.64
NZD/AUD	0.935	0.957	0.938	0.96	0.97	0.97	0.97	0.93	0.90	0.89
NZD/EUR	0.608	0.642	0.639	0.66	0.63	0.62	0.61	0.57	0.57	0.57
NZD/JPY	74.89	73.62	74.43	72.5	68.3	64.0	64.0	63.0	63.0	67.2
NZD/GBP	0.467	0.536	0.533	0.55	0.54	0.52	0.51	0.48	0.47	0.46
NZ\$ TWI	71.7	74.8	75.4	74.5	71.9	70.4	69.9	67.3	66.8	67.5
INTEREST RATES	May-16	Jun-16	Today	Sep-16	Dec-16	Mar-17	Jun-17	Sep-17	Dec-17	Mar-18
NZ OCR	2.25	2.25	2.25	2.00	2.00	1.75	1.75	1.75	1.75	1.75
NZ 90 day bill	2.42	2.41	2.30	2.20	2.20	2.00	2.00	2.00	2.00	2.00
NZ 10-yr bond	2.61	2.35	2.22	2.10	2.00	2.20	2.20	2.50	2.50	2.50
US Fed funds	0.50	0.50	0.50	0.50	0.75	0.75	1.00	1.00	1.25	1.25
US 3-mth	0.69	0.65	0.72	0.68	0.93	0.93	1.30	1.30	1.55	1.55
AU Cash Rate	1.75	1.75	1.75	1.50	1.50	1.50	1.50	1.50	1.50	1.50
AU 3-mth	1.99	1.96	1.90	1.80	1.80	1.80	1.80	1.80	1.80	1.80

	22 Jun	18 Jul	19 Jul	20 Jul	21 Jul	22 Jul
Official Cash Rate	2.25	2.25	2.25	2.25	2.25	2.25
90 day bank bill	2.35	2.38	2.33	2.35	2.30	2.31
NZGB 03/19	2.15	1.96	1.91	1.92	1.87	1.85
NZGB 05/21	2.19	2.03	1.97	1.98	1.94	1.91
NZGB 04/23	2.25	2.07	2.02	2.02	1.99	1.96
NZGB 04/27	2.55	2.33	2.26	2.27	2.24	2.21
2 year swap	2.33	2.15	2.09	2.11	2.06	2.05
5 year swap	2.49	2.27	2.20	2.22	2.16	2.14
RBNZ TWI	75.8	75.73	75.23	75.66	74.87	75.07
NZD/USD	0.71	0.71	0.70	0.71	0.70	0.70
NZD/AUD	0.96	0.93	0.93	0.94	0.93	0.94
NZD/JPY	74.72	74.83	74.25	74.77	74.81	74.11
NZD/GBP	0.49	0.54	0.53	0.54	0.53	0.53
NZD/EUR	0.63	0.64	0.63	0.64	0.63	0.63
AUD/USD	0.75	0.76	0.75	0.75	0.75	0.75
EUR/USD	1.13	1.11	1.11	1.10	1.10	1.10
USD/JPY	104.57	105.48	105.66	105.96	107.16	105.84
GBP/USD	1.47	1.32	1.32	1.31	1.32	1.32
Oil (US\$/bbl)	48.95	45.93	45.23	44.64	44.96	43.96
Gold (US\$/oz)	1267.90	1328.50	1330.05	1331.70	1316.25	1327.80
Electricity (Haywards)	4.47	4.60	5.00	5.07	5.12	6.18
Baltic Dry Freight Index	585	748	746	736	726	718
Milk futures (USD)	50	46	45	46	45	45

IMPORTANT NOTICE

The distribution of this document or streaming of this video broadcast (as applicable, "publication") may be restricted by law in certain jurisdictions. Persons who receive this publication must inform themselves about and observe all relevant restrictions.

1. Disclaimer for all jurisdictions, where content is authored by ANZ Research:

Except if otherwise specified in section 2 below, this document is issued and distributed in your country/region by Australia and New Zealand Banking Group Limited (ABN11 005 357 522) ("ANZ"), on the basis that it is only for the information of the specified recipient or permitted user of the relevant website (collectively, "recipient"). This document is confidential and may not be reproduced, distributed or published by any recipient for any purpose. It is general information and has been prepared without taking into account the objectives, financial situation or needs of any person. Nothing in this document is intended to be an offer to sell, or a solicitation of an offer to buy, any product, security, instrument or investment, to effect any transaction or to conclude any legal act of any kind. If, despite the foregoing, any services or products referred to in this document are deemed to be offered in the jurisdiction in which this document is received or accessed, no such service or product is intended for nor available to persons resident in that jurisdiction if it would be contradictory to local law or regulation. Such local laws, regulations and other limitations always apply with non-exclusive jurisdiction of local courts. Certain financial products may be subject to mandatory clearing, regulatory reporting and/or other related obligations. These obligations may vary by jurisdiction and be subject to frequent amendment. Before making an investment decision, recipients should seek independent financial, legal, tax and other relevant advice having regard to their particular circumstances.

The views and recommendations expressed in this publication are the author's. They are based on information known by the author and on sources which the author believes to be reliable, but may involve material elements of subjective judgement and analysis. Unless specifically stated otherwise: they are current on the date of this publication and are subject to change without notice; and, all price information is indicative only. Any of the views and recommendations which comprise estimates, forecasts or other projections, are subject to significant uncertainties and contingencies that cannot reasonably be anticipated. On this basis, such views and recommendations may not always be achieved or prove to be correct. Indications of past performance in this publication will not necessarily be repeated in the future. No representation is being made that any investment will or is likely to achieve profits or losses similar to those achieved in the past, or that significant losses will be avoided. Additionally, this publication may contain 'forward looking statements'. Actual events or results or actual performance may differ materially from those reflected or contemplated in such forward looking statements. All investments entail a risk and may result in both profits and losses. Foreign currency rates of exchange may adversely affect the value, price or income of any products or services described in this publication. The products and services described in this publication are not suitable for all investors, and transacting in these products or services may be considered risky. ANZ and its related bodies corporate and affiliates, and the officers, employees, contractors and agents of each of them (including the author) ("Affiliates"), do not make any representation as to the accuracy, completeness or currency of the views or recommendations expressed in this publication. Neither ANZ nor its Affiliates accept any responsibility to inform you of any matter that subsequently comes to their notice, which may affect the accuracy, completeness or currency of the information in this publication.

Except as required by law, and only to the extent so required: neither ANZ nor its Affiliates warrant or guarantee the performance of any of the products or services described in this publication or any return on any associated investment; and, ANZ and its Affiliates expressly disclaim any responsibility and shall not be liable for any loss, damage, claim, liability, proceedings, cost or expense ("Liability") arising directly or indirectly and whether in tort (including negligence), contract, equity or otherwise out of or in connection with this publication.

If this publication has been distributed by electronic transmission, such as e-mail, then such transmission cannot be guaranteed to be secure or error-free as information could be intercepted, corrupted, lost, destroyed, arrive late or incomplete, or contain viruses. ANZ and its Affiliates do not accept any Liability as a result of electronic transmission of this publication.

ANZ and its Affiliates may have an interest in the subject matter of this publication as follows:

- They may receive fees from customers for dealing in the products or services described in this publication, and their staff and introducers of business may share in such fees or receive a bonus that may be influenced by total sales.
- They or their customers may have or have had interests or long or short positions in the products or services described in this publication, and may at any time make purchases and/or sales in them as principal or agent.
- They may act or have acted as market-maker in products described in this publication.

ANZ and its Affiliates may rely on information barriers and other arrangements to control the flow of information contained in one or more business areas within ANZ or within its Affiliates into other business areas of ANZ or of its Affiliates. This document is published in accordance with ANZ's policies on Conflicts of Interest and Information Barriers.

Please contact your ANZ point of contact with any questions about this publication including for further information on these disclosures of interest.

2. Country/region specific information:

Australia. This publication is distributed in Australia by ANZ. ANZ holds an Australian Financial Services licence no. 234527. A copy of ANZ's Financial Services Guide is available at <http://www.anz.com/documents/AU/aboutANZ/FinancialServicesGuide.pdf> and is available upon request from your ANZ point of contact. If trading strategies or recommendations are included in this publication, they are solely for the information of 'wholesale clients' (as defined in section 761G of the Corporations Act 2001 *Cth*). Persons who receive this publication must inform themselves about and observe all relevant restrictions.

Brazil. This publication is distributed in Brazil by ANZ on a cross border basis and only following request by the recipient. No securities are being offered or sold in Brazil under this publication, and no securities have been and will not be registered with the Securities Commission – CVM.

Brunei. Japan. Kuwait. Malaysia. Switzerland. Taiwan. This publication is distributed in each of Brunei, Japan, Kuwait, Malaysia, Switzerland and Taiwan by ANZ on a cross-border basis.

Cambodia. APS222 Disclosure. The recipient acknowledges that although ANZ Royal Bank (Cambodia) Ltd. is a subsidiary of ANZ, it is a separate entity to ANZ and the obligations of ANZ Royal Bank (Cambodia) Ltd. do not constitute deposits or other liabilities of ANZ and ANZ is not required to meet the obligations of ANZ Royal Bank (Cambodia) Ltd.

European Economic Area ("EEA"): United Kingdom. ANZ in the United Kingdom is authorised by the Prudential Regulation Authority ("PRA"). Subject to regulation by the Financial Conduct Authority ("FCA") and limited regulation by the PRA. Details about the extent of our regulation by the PRA are available from us on request. This publication is distributed in the United Kingdom by ANZ solely for the information of persons who would come within the FCA definition of "eligible counterparty" or "professional client". It is not intended for and must not be distributed to any person who would come within the FCA definition of "retail client". Nothing here excludes or restricts any duty or liability to a customer which ANZ may have under the UK Financial Services and Markets Act 2000 or under the regulatory system as defined in the Rules of the PRA and the FCA. **Germany.** This publication is distributed in Germany by the Frankfurt Branch of ANZ solely for the information of its clients. **Other EEA countries.** This publication is distributed in the EEA by ANZ Bank (Europe) Limited ("ANZBEL") which is authorised by the PRA and regulated by the FCA and the PRA in the United Kingdom, to persons who would come within the FCA definition of "eligible counterparty" or "professional client" in other countries in the EEA. This publication is distributed in those countries solely for the information of such persons upon their request. It is not intended for, and must not be distributed to, any person in those countries who would come within the FCA definition of "retail client".

Fiji. For Fiji regulatory purposes, this publication and any views and recommendations are not to be deemed as investment advice. Fiji investors must seek licensed professional advice should they wish to make any investment in relation to this publication.

Hong Kong. This publication is issued or distributed in Hong Kong by the Hong Kong branch of ANZ, which is registered at the Hong Kong Monetary Authority to conduct Type 1 (dealing in securities), Type 4 (advising on securities) and Type 6 (advising on corporate finance) regulated activities. The contents of this publication have not been reviewed by any regulatory authority in Hong Kong. If in doubt about the contents of this publication, you should obtain independent professional advice.

IMPORTANT NOTICE

India. This publication is distributed in India by ANZ on a cross-border basis. If this publication is received in India, only you (the specified recipient) may print it provided that before doing so, you specify on it your name and place of printing. Further copying or duplication of this publication is strictly prohibited.

Myanmar. This publication is intended to be of a general nature as part of customer service and marketing activities provided by ANZ in the course of implementing its functions as a licensed bank. This publication does not take into account your financial situation or goals and is not Securities Investment Advice (as that term is defined in the Myanmar Securities Transaction Law 2013). The contents of this publication have not been reviewed by any regulatory authority in Myanmar. If in doubt about the contents of this publication, you should obtain independent professional advice.

New Zealand. This publication is intended to be of a general nature, does not take into account your financial situation or goals, and is not a personalised adviser service under the Financial Advisers Act 2008.

Oman. This publication has been prepared by ANZ. ANZ neither has a registered business presence nor a representative office in Oman and does not undertake banking business or provide financial services in Oman. Consequently ANZ is not regulated by either the Central Bank of Oman or Oman's Capital Market Authority. The information contained in this publication is for discussion purposes only and neither constitutes an offer of securities in Oman as contemplated by the Commercial Companies Law of Oman (Royal Decree 4/74) or the Capital Market Law of Oman (Royal Decree 80/98), nor does it constitute an offer to sell, or the solicitation of any offer to buy non-Omani securities in Oman as contemplated by Article 139 of the Executive Regulations to the Capital Market Law (issued vide CMA Decision 1/2009). ANZ does not solicit business in Oman and the only circumstances in which ANZ sends information or material describing financial products or financial services to recipients in Oman, is where such information or material has been requested from ANZ and by receiving this publication, the person or entity to whom it has been dispatched by ANZ understands, acknowledges and agrees that this publication has not been approved by the CBO, the CMA or any other regulatory body or authority in Oman. ANZ does not market, offer, sell or distribute any financial or investment products or services in Oman and no subscription to any securities, products or financial services may or will be consummated within Oman. Nothing contained in this publication is intended to constitute Omani investment, legal, tax, accounting or other professional advice.

People's Republic of China ("PRC"). Recipients must comply with all applicable laws and regulations of PRC, including any prohibitions on speculative transactions and CNY/CNH arbitrage trading. If and when the material accompanying this document is distributed by Australia and New Zealand Banking Group Limited (ABN 11 005 357 522) ("ANZ") or an affiliate (other than Australia and New Zealand Bank (China) Company Limited ("ANZ C")), the following statement and the text below is applicable: No action has been taken by ANZ or any affiliate which would permit a public offering of any products or services of such an entity or distribution or re-distribution of this document in the PRC. Accordingly, the products and services of such entities are not being offered or sold within the PRC by means of this document or any other document. This document may not be distributed, re-distributed or published in the PRC, except under circumstances that will result in compliance with any applicable laws and regulations. If and when the material accompanying this document relates to the products and/or services of ANZ C, the following statement and the text below is applicable: This document is distributed by ANZ C in the Mainland of the PRC.

Qatar. This publication has not been, and will not be lodged or registered with, or reviewed or approved by, the Qatar Central Bank ("QCB"), the Qatar Financial Centre ("QFC") Authority, QFC Regulatory Authority or any other authority in the State of Qatar ("Qatar"); or authorised or licensed for distribution in Qatar; and the information contained in this publication does not, and is not intended to, constitute a public offer or other invitation in respect of securities in Qatar or the QFC. The financial products or services described in this publication have not been, and will not be registered with the QCB, QFC Authority, QFC Regulatory Authority or any other governmental authority in Qatar; or authorised or licensed for offering, marketing, issue or sale, directly or indirectly, in Qatar. Accordingly, the financial products or services described in this publication are not being, and will not be, offered, issued or sold in Qatar, and this publication is not being, and will not be, distributed in Qatar. The offering, marketing, issue and sale of the financial products or services described in this publication and distribution of this publication is being made in, and is subject to the laws, regulations and rules of, jurisdictions outside of Qatar and the QFC. Recipients of this publication must abide by this restriction and not distribute this publication in breach of this restriction. This publication is being sent/issued to a limited number of institutional and/or sophisticated investors (i) upon their request and confirmation that they understand the statements above; and (ii) on the condition that it will not be provided to any person other than the original recipient, and is not for general circulation and may not be reproduced or used for any other purpose.

Singapore. This publication is distributed in Singapore by the Singapore branch of ANZ solely for the information of "accredited investors", "expert investors" or (as the case may be) "institutional investors" (each term as defined in the Securities and Futures Act Cap. 289 of Singapore). ANZ is licensed in Singapore under the Banking Act Cap. 19 of Singapore and is exempted from holding a financial adviser's licence under Section 23(1)(a) of the Financial Advisers Act Cap. 100 of Singapore. In respect of any matters arising from, or in connection with the distribution of this publication in Singapore, contact your ANZ point of contact.

United Arab Emirates. This publication is distributed in the United Arab Emirates ("UAE") or the Dubai International Financial Centre (as applicable) by ANZ. This publication: does not, and is not intended to constitute an offer of securities anywhere in the UAE; does not constitute, and is not intended to constitute the carrying on or engagement in banking, financial and/or investment consultation business in the UAE under the rules and regulations made by the Central Bank of the United Arab Emirates, the Emirates Securities and Commodities Authority or the United Arab Emirates Ministry of Economy; does not, and is not intended to constitute an offer of securities within the meaning of the Dubai International Financial Centre Markets Law No. 12 of 2004; and, does not constitute, and is not intended to constitute, a financial promotion, as defined under the Dubai International Financial Centre Regulatory Law No. 1 of 200. ANZ DIFC Branch is regulated by the Dubai Financial Services Authority ("DFSA"). The financial products or services described in this publication are only available to persons who qualify as "Professional Clients" or "Market Counterparty" in accordance with the provisions of the DFSA rules. In addition, ANZ has a representative office ("ANZ Representative Office") in Abu Dhabi regulated by the Central Bank of the United Arab Emirates. ANZ Representative Office is not permitted by the Central Bank of the United Arab Emirates to provide any banking services to clients in the UAE.

United States. ANZ Securities, Inc. ("ANZSI") is a member of the Financial Industry Regulatory Authority ("FINRA") (www.finra.org) and registered with the SEC. ANZSI's address is 277 Park Avenue, 31st Floor, New York, NY 10172, USA (Tel: +1 212 801 9160 Fax: +1 212 801 9163). Except where this is an FX-related publication, this publication is distributed in the United States by ANZSI (a wholly owned subsidiary of ANZ), which accepts responsibility for its content. Information on any securities referred to in this publication may be obtained from ANZSI upon request. This publication or material is intended for institutional use only – not retail. If you are an institutional customer wishing to effect transactions in any securities referred to in this publication you must contact ANZSI, not its affiliates. ANZSI is authorised as a broker-dealer only for institutional customers, not for US Persons (as "US person" is defined in Regulation S under the US Securities Act of 1933, as amended) who are individuals. If you have registered to use this website or have otherwise received this publication and are a US Person who is an individual: to avoid loss, you should cease to use this website by unsubscribing or should notify the sender and you should not act on the contents of this publication in any way. Non-U.S. Analysts: Non-U.S. analysts may not be associated persons of ANZSI and therefore may not be subject to FINRA Rule 2242 restrictions on communications with subject company, public appearances and trading securities held by the analysts. Where this is an FX-related publication, it is distributed in the United States by ANZ's New York Branch, which is also located at 277 Park Avenue, 31st Floor, New York, NY 10172, USA (Tel: +1 212 801 916 0 Fax: +1 212 801 9163). Commodity-related products are not insured by any U.S. governmental agency, and are not guaranteed by ANZ or any of its affiliates. Transacting in these products may involve substantial risks and could result in a significant loss. You should carefully consider whether transacting in commodity-related products is suitable for you in light of your financial condition and investment objectives.

Vietnam. This publication is distributed in Vietnam by ANZ or ANZ Bank (Vietnam) Limited, a subsidiary of ANZ. Please note that the contents of this publication have not been reviewed by any regulatory authority in Vietnam. If you are in any doubt about any of the contents of this publication, you should obtain independent professional advice.

This document has been prepared by ANZ Bank New Zealand Limited, Level 10, 171 Featherston Street, Wellington 6011, New Zealand, Ph 64-4-802 2212, e-mail nzeconomics@anz.com, <http://www.anz.co.nz>

