

Fund Update for the quarter ended 31 December 2016

ANZ Default KiwiSaver Scheme

Cash Fund

This fund update was first made publicly available on: 13 February 2017

What is the purpose of this update?

This document tells you how the Cash Fund has performed and what fees were charged. The document will help you to compare the fund with other funds. ANZ New Zealand Investments Limited prepared this update in accordance with the Financial Markets Conduct Act 2013. This information is not audited and may be updated.

Description of this fund

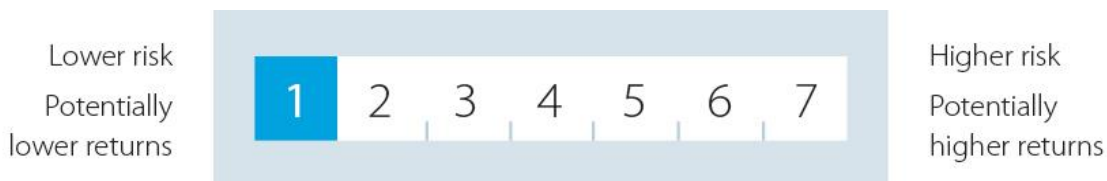
The Cash Fund invests mainly in cash and cash equivalents. These may include investments issued by the New Zealand Government, New Zealand-registered banks, corporations and local authorities.

The fund aims to achieve a positive yearly return (after the fund charge and before tax) that over the long-term outperforms the S&P/NZX Bank Bills 90 Day Index.

Total value of the fund (\$)	4,409,498
Number of investors in the fund	209
The date the fund started	15 November 2007

What are the risks of investing?

Risk indicator for the Cash Fund:



The risk indicator is rated from 1 (low) to 7 (high). The rating reflects how much the value of the fund's assets goes up and down. A higher risk generally means higher potential returns over time, but more ups and downs along the way.

To help you clarify your own attitude to risk, you can seek financial advice or work out your risk profile at anz.co.nz/profiletool.

Note that even the lowest category does not mean a risk-free investment, and there may be other risks that are not captured by this rating.

This risk indicator is not a guarantee of a fund's future performance. The risk indicator is based on the returns data for the five years ended 31 December 2016. While risk indicators are usually relatively stable, they do shift from time to time. The risk indicator will continue to be updated in future fund updates.

See the product disclosure statement (PDS) for more information about the risks associated with investing in this fund.

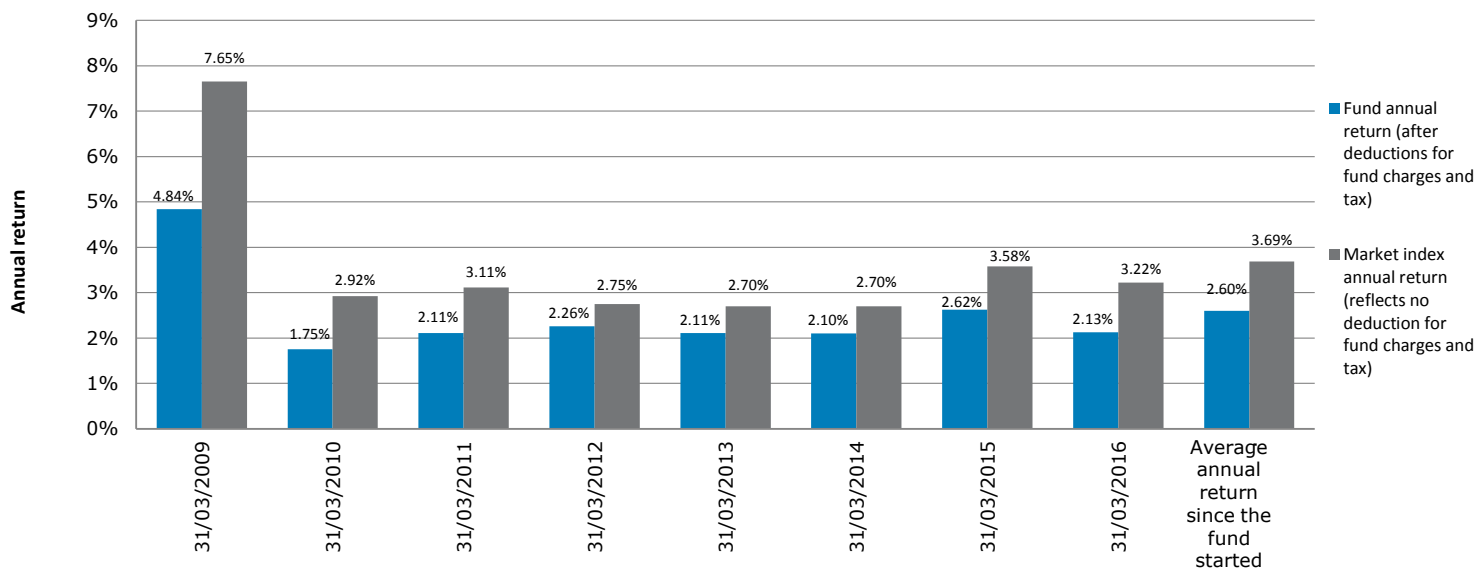
How has the fund performed?

	Average over past five years	Past year
Annual return (after deductions for charges and tax)	2.15%	1.74%
Annual return (after deductions for charges but before tax)	2.99%	2.42%
Market index annual return (reflects no deduction for charges and tax)	2.93%	2.51%

The market index annual return shows the return of the S&P/NZX Bank Bills 90 Day Index.

Additional information about the market index is available in the statement of investment policy and objectives on the offer register at business.govt.nz/disclose.

Annual return graph



This shows the return after fund charges and tax for each year ending 31 March since the fund started. The last bar shows the average annual return since the fund started, up to 31 December 2016.

Important: This does not tell you how the fund will perform in the future.

Returns in this update are after tax at the highest prescribed investor rate (PIR) of tax for an individual New Zealand resident. Your tax may be lower.

What fees are investors charged?

Investors in the Cash Fund are charged fund charges. In the year to 31 March 2016 these were:

	% of net asset value
Total fund charges	0.44%
<i>Which are made up of:</i>	
Total management and administration charges	0.44%
<i>Including:</i>	
Manager's basic fee	0.34%
Other management and administration charges	0.10%
Total performance based fees	0.00%
	Dollar amount per investor
Other charges	
Membership fee ¹	\$24

Small differences in fees and charges can have a big impact on your investment over the long term.

Example of how this applies to an investor

Sarah had \$10,000 in the fund at the start of the year and did not make any further contributions. At the end of the year, Sarah received a return after fund charges were deducted of \$174 (that is 1.74% of her initial \$10,000). Sarah also paid \$24 in other charges. This gives Sarah a total return after tax of \$150 for the year.


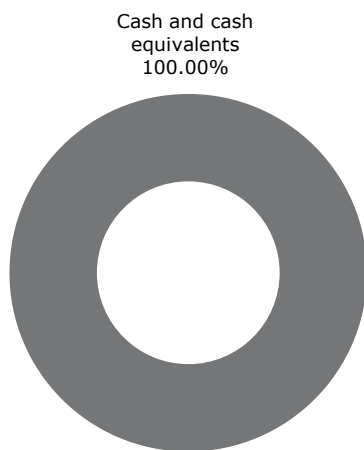
What does the fund invest in?

Actual investment mix

This shows the types of assets that the fund invests in.

Target investment mix

This shows the mix of assets that the fund generally intends to invest in.



Top 10 investments

	Name	Percentage of fund net assets	Type	Country	Credit rating (if applicable)
1	ASB Registered Certificate of Deposit 17/3/17	3.04%	Cash and cash equivalents	New Zealand	A1+
2	ANZ Floating Rate Note 22/03/19	2.96%	Cash and cash equivalents	New Zealand	AA-
3	Rabobank Floating Rate Note 4/9/18	2.58%	Cash and cash equivalents	New Zealand	A+
4	BNZ Registered Certificate of Deposit 20/01/17	2.50%	Cash and cash equivalents	New Zealand	A1+
5	ANZ Registered Certificate of Deposit 23/02/17	2.45%	Cash and cash equivalents	New Zealand	A1+
6	ASB Registered Certificate of Deposit 16/1/17	2.43%	Cash and cash equivalents	New Zealand	A1+
7	ASB BANK Floating Rate Note 6/3/18	2.41%	Cash and cash equivalents	New Zealand	AA-
8	Rabobank Registered Certificate of Deposit 1/3/17	2.39%	Cash and cash equivalents	New Zealand	A1
9	ASB BANK Floating Rate Note 2/8/18	2.37%	Cash and cash equivalents	New Zealand	AA-
10	BNZ Registered Certificate of Deposit 27/02/17	2.34%	Cash and cash equivalents	New Zealand	A1+

The top 10 investments make up 25.47% of the net asset value of the fund.

Key personnel

This shows the directors and employees who have the most influence on investment decisions in relation to the fund.

Name	Current position	Time in current position	Previous or other current position	Time in previous or other current position
Graham Ansell	Chief Investment Officer, New Zealand	4 years and 1 month	Head of Fixed Interest, ANZ New Zealand Investments Limited	17 years and 0 months
Stewart Brentnall	Chief Investment Officer, Australia Wealth	4 years and 5 months	Chief Investment Officer, OnePath Australia	3 years and 0 months
Iain Cox	Australasian Head of Fixed Interest & Cash	2 years and 10 months	Senior Fixed Interest Analyst, ANZ New Zealand Investments Limited	2 years and 10 months
Ian Ross Hunt	Portfolio Manager, Fixed Interest & Cash	2 years and 9 months	Fixed Interest Analyst, ANZ Bank New Zealand Limited	2 years and 8 months
Peter Jones	Senior Manager Investment Management	4 years and 11 months	Head of Fixed Interest, ANZ Bank New Zealand Limited	6 years and 0 months

Further information

You can also obtain this information, the PDS for the ANZ Default KiwiSaver Scheme, and some additional information from the offer register at www.business.govt.nz/disclose.

Notes

1. We charge you a membership fee at the scheme level for looking after your KiwiSaver account. If you're invested in more than one fund, this fee will be deducted from the fund with the highest balance.